

FY 2023
General Fund Analysis and
Treasurer's Monthly Reports
October 17, 2022



For the Month Ending
September 30, 2022

Prepared by:
Karen Ervin
Treasurer/CFO

SECTION I

Five Year Forecast (May 31, 2022)

General Fund Variance Analysis: Cash, Revenue, & Expenditure



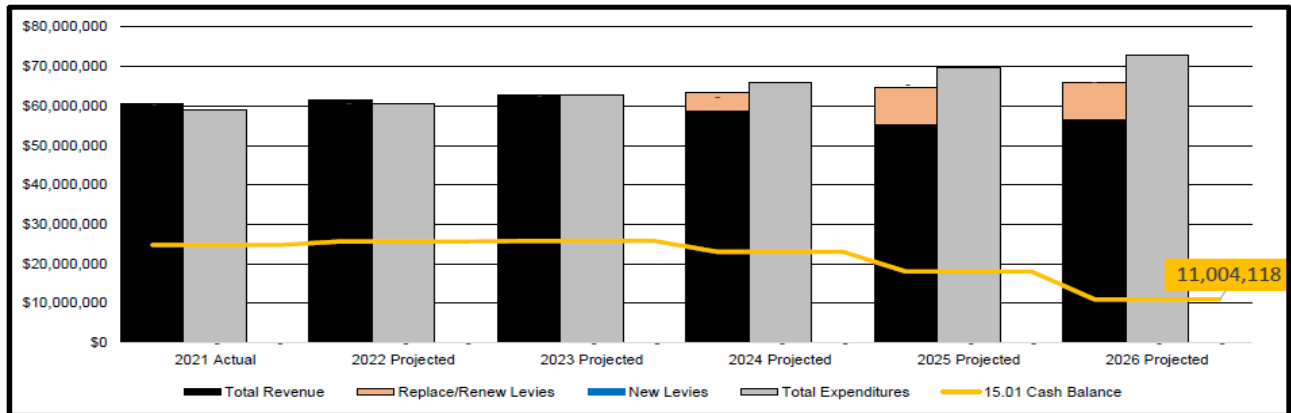
Five-Year Forecast (FY 2022 - FY 2026)

LEBANON CITY SCHOOL DISTRICT – WARREN COUNTY

May, 2022

Forecast Summary

Lebanon City School District



Note: Cash balance (Line 7.020) plus any existing levy modeled as renewed or new during the forecast.

Financial Forecast

	Fiscal Year 2022	Fiscal Year 2023	Fiscal Year 2024	Fiscal Year 2025	Fiscal Year 2026
Beginning Balance (Line 7.010) Plus Renewal/New Levies Modeled	24,748,611	25,690,098	25,796,251	23,060,673	18,032,107
+ Revenue	61,374,904	62,721,987	58,542,826	55,195,848	56,458,903
+ Proposed Renew/Replacement Levies	-	-	4,693,311	9,386,609	9,386,593
+ Proposed New Levies	-	-	-	-	-
- Expenditures	(60,433,417)	(62,615,834)	(65,971,716)	(69,611,024)	(72,873,485)
= Revenue Surplus or Deficit	941,487	106,153	(2,735,578)	(5,028,566)	(7,027,989)
Line 7.020 Ending Balance with renewal/new levies	25,690,098	25,796,251	23,060,673	18,032,107	11,004,118

Analysis Without Renewal Levies Included:

Revenue Surplus or Deficit w/o Levies	941,487	106,153	(7,428,889)	(14,415,175)	(16,414,582)
Ending Balance w/o Levies	25,690,098	25,796,251	18,367,362	3,952,187	(12,462,395)

COMPARISON OF CASH BALANCES

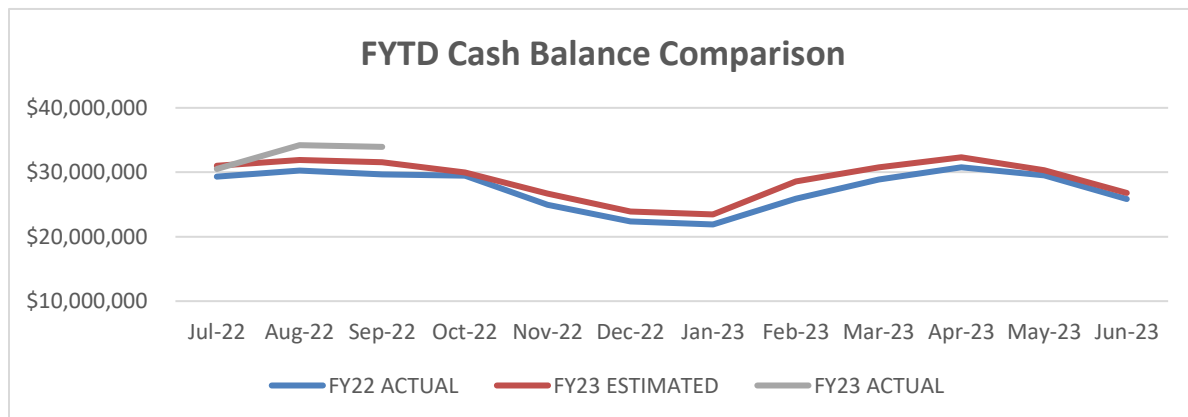
September 30, 2022

Actual Cash Balance		\$33,951,797
Estimated Cash Balance		\$31,561,624
Variance From Estimate	OVER	\$2,390,173
Percent Variance From Estimate	OVER	7.57%
Previous Year Cash Balance		\$29,673,141

Current Encumbrances	\$4,671,248
Current Unencumbered Cash Balance	\$29,280,549
Current Days of Operating Cash (based on Unencumbered Cash Balance)	176.85
Estimated Fiscal Year End Days of Operating Cash	161.71
Minimum General Fund Cash Balance Threshold per Fiscal Policy	36.50
Future Goal for General Fund Cash Balance per Fiscal Policy	120.00

DESCRIPTION: General Fund cash balance as projected on 5-year financial forecast. Actual cash balance to determine number of days of operating cash.

COMMENTS: Cash balance is currently higher than the projected estimate. We will reevaluate numbers once the Five-Year Forecast is updated in November.



COMPARISON OF TOTAL RECEIPTS

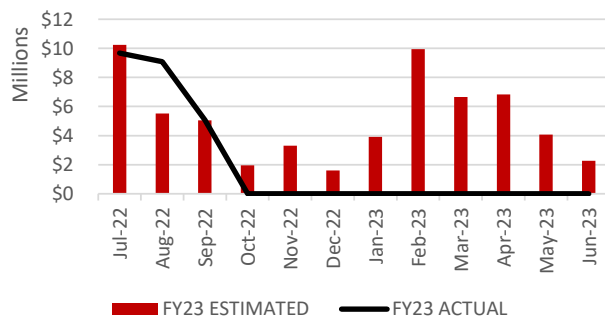
September 30, 2022

		Monthly		Fiscal Year 2023 Year-to-Date
Actual Receipts		\$5,063,140		\$23,820,431
Estimated Receipts		\$5,051,296		\$20,795,444
Variance From Estimate	OVER	\$11,843	OVER	\$3,024,987
Variance From Estimate	OVER	0.23%	OVER	14.55%
Actual Prior Year		\$5,156,379		\$21,393,094
Total Fiscal Year 2023 Estimate				\$61,374,904
Percent Of Total Estimate Received				38.81%
Percent Of Budget Year Completed		3 month(s)		25.00%

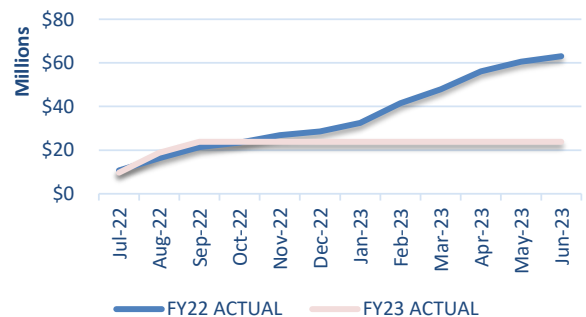
DESCRIPTION: This category consists of all General Fund revenues contained within this report.

COMMENTS: Total receipts FYTD are more than the forecast. This is a combination of multiple factors, but primarily relates to property tax revenue.

Total Receipts - Budget vs. Actual



Total Receipts - FY23 vs. FY22



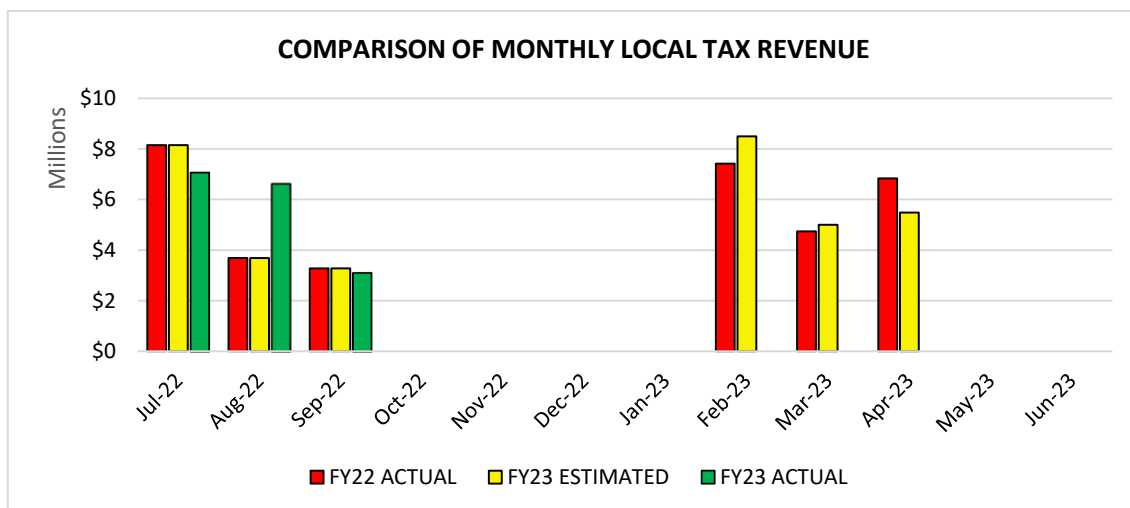
COMPARISON OF LOCAL TAXES

September 30, 2022

	Monthly		Fiscal Year 2023 Year-to-Date	
Actual Tax Receipts		\$3,098,525		\$16,771,403
Estimated Tax Receipts		\$3,275,000		\$15,115,000
Variance From Estimate	UNDER	(\$176,475)	OVER	\$1,656,403
Variance From Estimate	UNDER	-5.39%	OVER	10.96%
Actual Prior Year		\$3,274,323		\$15,114,323
Total Fiscal Year 2023 Estimate				\$34,102,603
Percent Of Total Estimate Received				49.18%
Percent Of Budget Year Completed		3 month(s)		25.00%

DESCRIPTION: This category consists of real and personal property taxes. Real property taxes are received in September and April with advances being available the two months prior to settlement. Personal Property taxes are received in October and June.

COMMENTS: Total receipts FYTD are more than the forecast. Taxes collected are higher than initially anticipated.



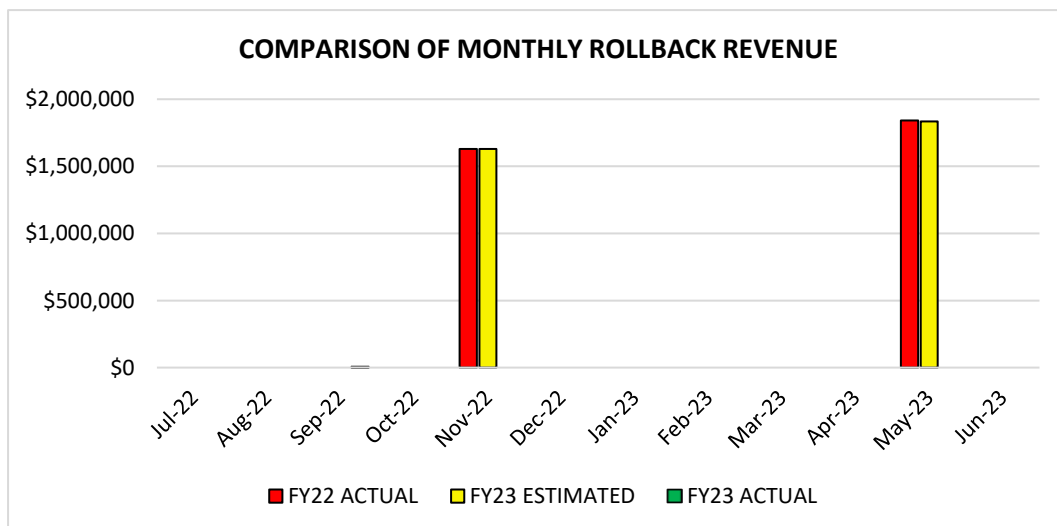
COMPARISON OF STATE ROLLBACK

September 30, 2022

		Monthly		Fiscal Year 2023 Year-to-Date
Actual State Receipts		\$3,539		\$3,539
Estimated State Receipts		\$0		\$0
Variance From Estimate	OVER	\$3,539	OVER	\$3,539
Variance From Estimate	OVER	#DIV/0!	OVER	#DIV/0!
Actual Prior Year		\$0		\$0
Total Fiscal Year 2023 Estimate				\$3,463,778
Percent Of Total Estimate Received				0.10%
Percent Of Budget Year Completed		3 month(s)		25.00%

DESCRIPTION: This category consists of homestead/rollback and \$10,000 exemptions received once for the \$10,000 exemption.

COMMENTS: Rollback is paid by the State of Ohio around November and May. We will not see revenue until then.

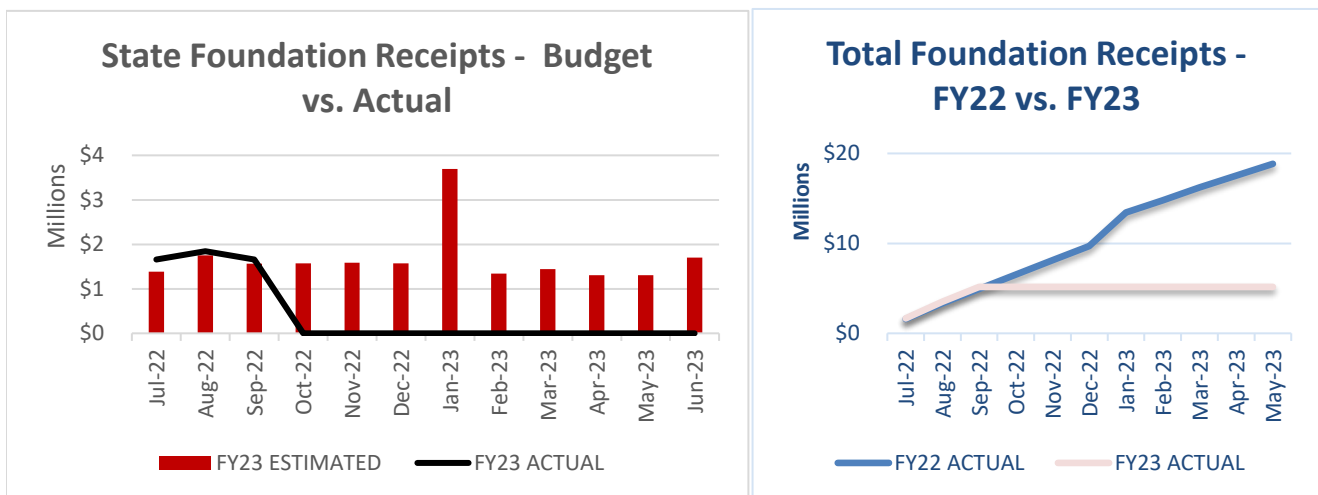


COMPARISON OF STATE FOUNDATION September 30, 2022

		Monthly		Fiscal Year 2023 Year-to-Date
Actual State Receipts		\$1,655,848		\$5,160,785
Estimated State Receipts		\$1,561,957		\$4,697,960
Variance From Estimate	OVER	\$93,891	OVER	\$462,826
Variance From Estimate	OVER	6.01%	OVER	9.85%
Actual Prior Year		\$1,587,968		\$4,928,693
Total Fiscal Year 2023 Estimate				\$20,214,412
Percent Of Total Estimate Received				25.53%
Percent Of Budget Year Completed		3 month(s)		25.00%

DESCRIPTION: This category consists of unrestricted and restricted state aid.

COMMENTS: State Foundation receipts are trending higher than anticipated. We will monitor over the next couple of months to determine if we need to update the five-year forecast.



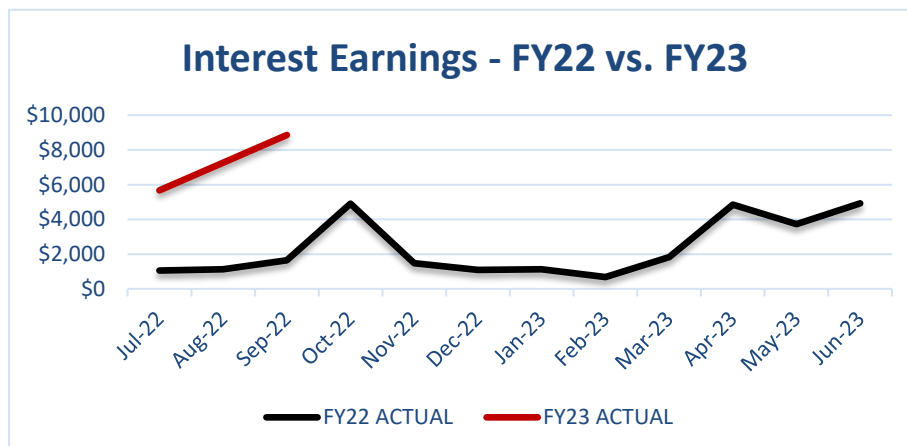
COMPARISON OF INTEREST EARNINGS

September 30, 2022

		Monthly		Fiscal Year 2023 Year-to-Date
Actual Interest Receipts		\$8,858		\$21,795
Estimated Interest Receipts		\$1,855		\$4,326
Variance From Estimate	OVER	\$7,003	OVER	\$17,469
Variance From Estimate	OVER	377.46%	OVER	403.83%
Actual Prior Year		\$1,645		\$3,836
Total Fiscal Year 2023 Estimate				\$32,070
Percent Of Total Estimate Received				67.96%
Percent Of Budget Year Completed			3 month(s)	25.00%

DESCRIPTION: This category consists of investment income. Currently, all interest is posted in the current month of receiving it.

COMMENTS: Trending significantly more than anticipated. This will continue to be a volatile line item due to the current economic environment as well as when our various instruments mature. This is small portion of the district's General Fund income; however, we need to continue to monitor as the interest rate environment is slowly improving.



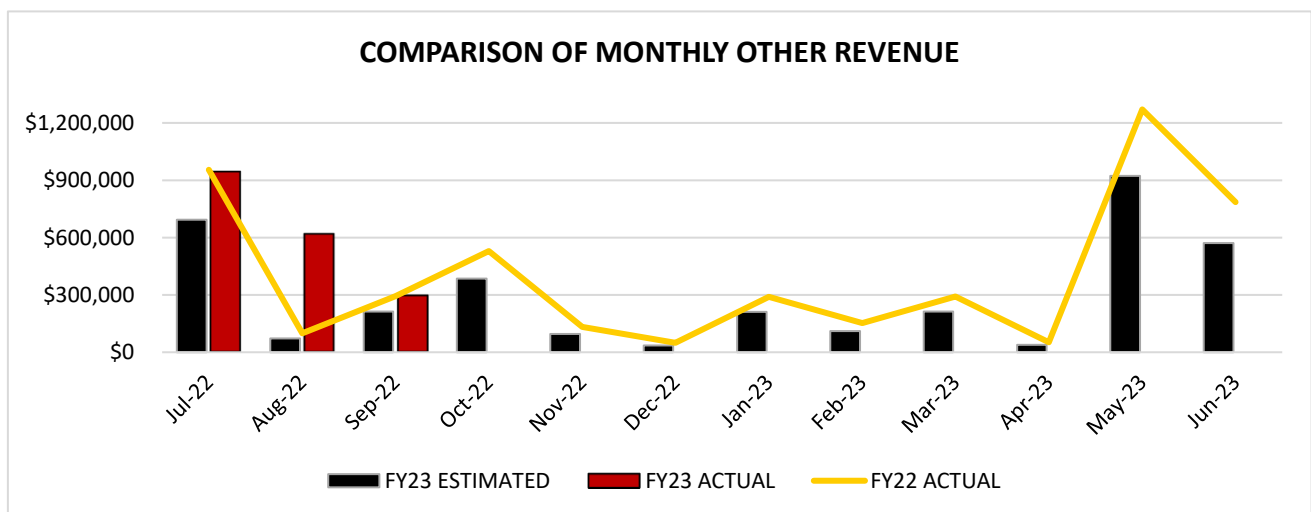
COMPARISON OF OTHER REVENUES

September 30, 2022

		Monthly		Fiscal Year 2023 Year-to-Date
Actual Other Receipts		\$296,370		\$1,862,908
Estimated Other Receipts		\$212,485		\$978,159
Variance From Estimate	OVER	\$83,886	OVER	\$884,750
Variance From Estimate	OVER	39.48%	OVER	90.45%
Actual Prior Year		\$292,443		\$1,346,242
Total Fiscal Year 2023 Estimate				\$3,562,041
Percent Of Total Estimate Received				52.30%
Percent Of Budget Year Completed			3 month(s)	25.00%

DESCRIPTION: This category consists of advances-in, transfers-in, notes received, other state sources, tuition, rent, sale of assets, and other miscellaneous revenues.

COMMENTS: Total receipts are trending higher than anticipated, specifically in relation to advances. We will need to update our five-year forecast to better reflect our anticipated advance activity.



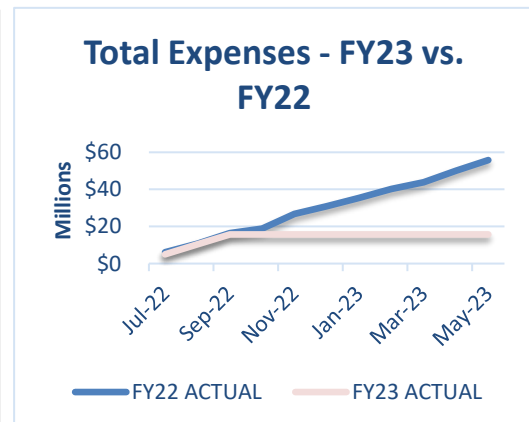
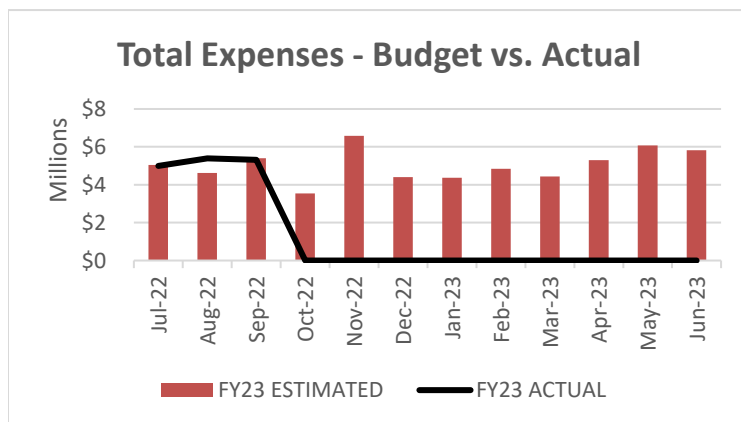
COMPARISON OF TOTAL EXPENDITURES

September 30, 2022

	Monthly	Fiscal Year 2023 Year-to-Date
Actual Expenditures	\$5,319,537	\$15,701,280
Estimated Expenditures	\$5,407,631	\$15,066,466
Variance From Estimate	UNDER (\$88,094)	OVER \$634,814
Variance From Estimate	UNDER -1.63%	OVER 4.21%
Actual Prior Year	\$5,731,128	\$16,468,564
Total Fiscal Year 2023 Estimate		\$60,433,414
Percent Of Total Estimate Spent		25.98%
Percent Of Budget Year Completed	3 month(s)	25.00%

DESCRIPTION: This category consists of all expenditures contained within this report.

COMMENTS: FYTD expenditures are trending higher than the forecast. This is primarily related to Fringe Benefits.



COMPARISON OF WAGE EXPENDITURES

September 30, 2022

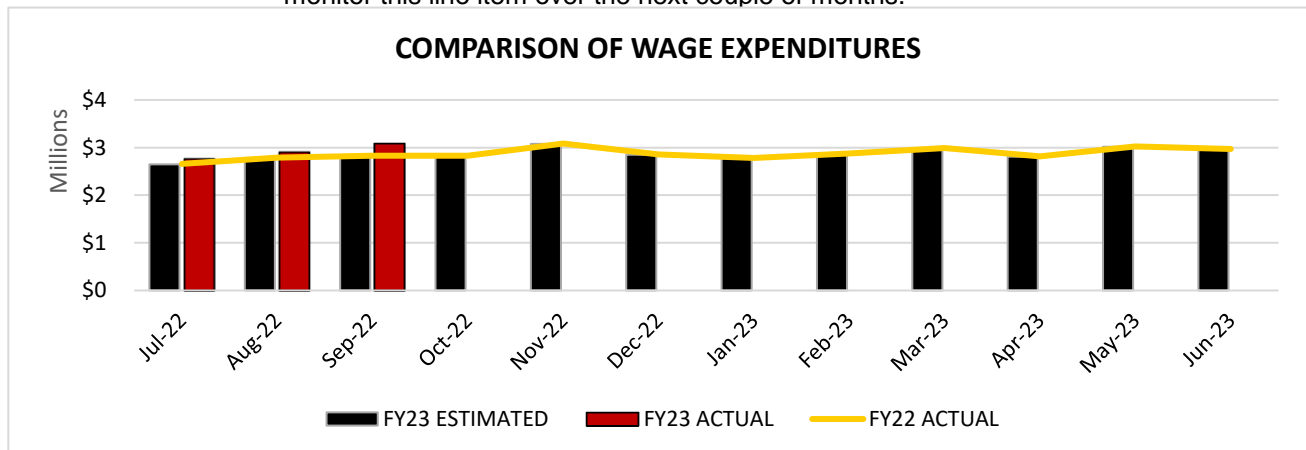
		Monthly		Fiscal Year 2023 Year-to-Date
Actual Wage Expenditures		\$3,086,177		\$8,750,708
Estimated Wage Expenditures		\$2,818,144		\$8,251,424
Variance From Estimate	OVER	\$268,033	OVER	\$499,284
Variance From Estimate	OVER	9.51%	OVER	6.05%
Actual Prior Year		\$2,826,129		\$8,274,803
Total Fiscal Year 2023 Estimate				\$34,397,266
Percent Of Total Estimate Spent				25.44%
Percent Of Budget Year Completed		3 month(s)		25.00%
Percent of Wage Expenditures to Revenues				36.74%
Percent of Wage Expenditures to Total Expenditures				55.73%
Total Percent of Wages & Fringes to Expenditures				83.42%

DESCRIPTION:

This category consists of regular wages, substitute wages, and supplementals, etc.

COMMENTS:

FYTD expenditures are trending slightly higher than the forecast. We will continue to monitor this line item over the next couple of months.



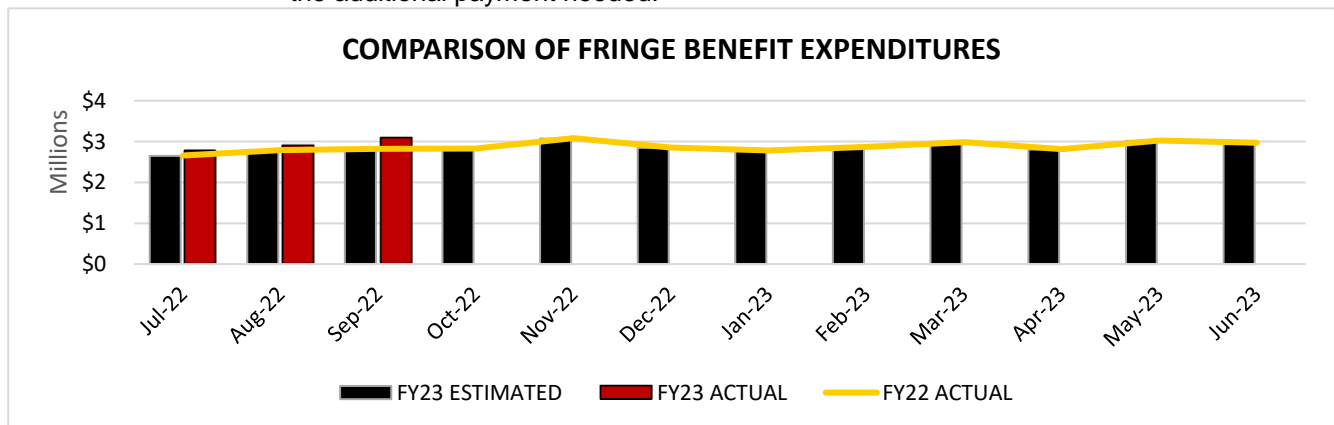
COMPARISON OF FRINGE BENEFIT EXPENDITURES

September 30, 2022

		Monthly		Fiscal Year 2023 Year-to-Date
Actual Fringe Benefit Expenditures		\$1,226,497		\$4,347,641
Estimated Fringe Benefit Expenditures		\$1,209,388		\$3,628,164
Variance From Estimate	OVER	\$17,109	OVER	\$719,477
Variance From Estimate	OVER	1.41%	OVER	19.83%
Actual Prior Year		\$1,113,447		\$4,108,554
Total Fiscal Year 2023 Estimate				\$14,512,655
Percent Of Total Estimate Spent				29.96%
Percent Of Budget Year Completed		3 month(s)		25.00%
Percent of Fringe Benefits to Revenues				18.25%
Total Percent of Wages & Fringes to Revenues				54.99%
Percent of Fringe Benefits to Total Expenditures				27.69%
Total Percent of Wages & Fringes to Expenditures				83.42%

DESCRIPTION: This category consists of employee insurance programs, retirement, Medicare, etc.

COMMENTS: FYTD expenditures are trending more than the forecast. This is primarily related to a late payment from the last fiscal year. We may need to adjust the forecast to account for the additional payment needed.



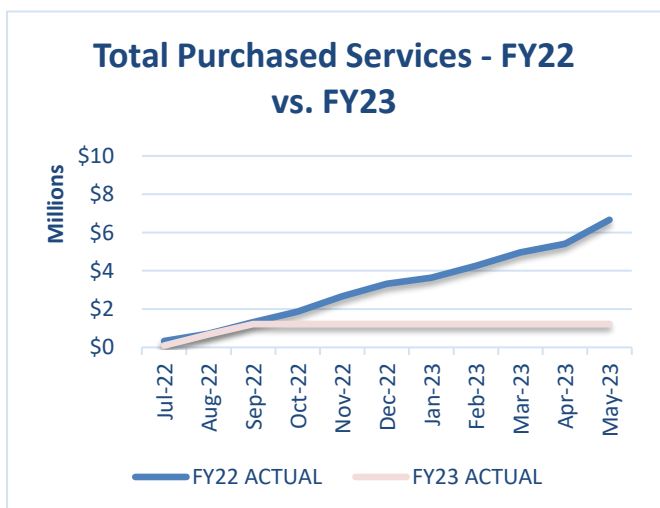
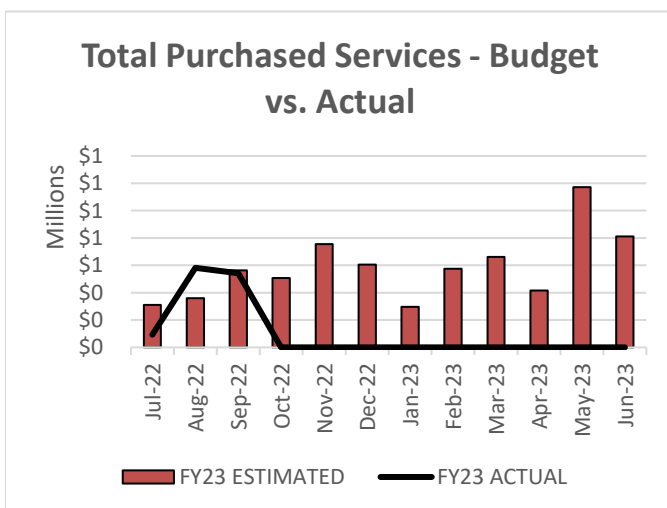
COMPARISON OF PURCHASED SERVICE EXPENDITURES

September 30, 2022

		Monthly		Fiscal Year 2023 Year-to-Date
Actual Service Expenditures		\$541,903		\$1,215,506
Estimated Service Expenditures		\$562,689		\$1,232,459
Variance From Estimate	UNDER	(\$20,786)	UNDER	(\$16,953)
Variance From Estimate	UNDER	-3.69%	UNDER	-1.38%
Actual Prior Year		\$602,814		\$1,320,345
Total Fiscal Year 2023 Estimate				\$7,033,659
Percent Of Total Estimate Spent				17.28%
Percent Of Budget Year Completed		3 month(s)		25.00%

DESCRIPTION: This category consists of contract services, utilities, lease purchase costs, repairs, etc.

COMMENTS: FYTD expenditures are trending in line with the forecast.



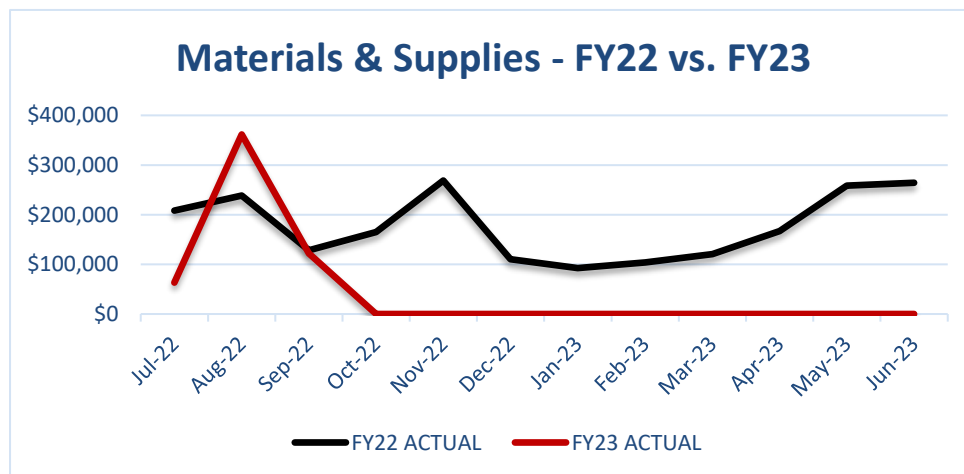
COMPARISON OF SUPPLIES & MATERIAL EXPENDITURES

September 30, 2022

		Monthly		Fiscal Year 2023 Year-to-Date
Actual Material Expenditures		\$121,892		\$546,806
Estimated Material Expenditures		\$110,022		\$493,245
Variance From Estimate	OVER	\$11,870	OVER	\$53,561
Variance From Estimate	OVER	10.79%	OVER	10.86%
Actual Prior Year		\$128,298		\$575,178
Total Fiscal Year 2023 Estimate				\$1,823,337
Percent Of Total Estimate Spent				29.99%
Percent Of Budget Year Completed			3 month(s)	25.00%

DESCRIPTION: This category consists of office supplies and instructional supplies.

COMMENTS: FYTD expenditures are trending higher than the forecast. This has been somewhat of a volatile expense, dependent upon the particular time of year (which dictates the need for supplies). We will continue to monitor this area of expenditures.



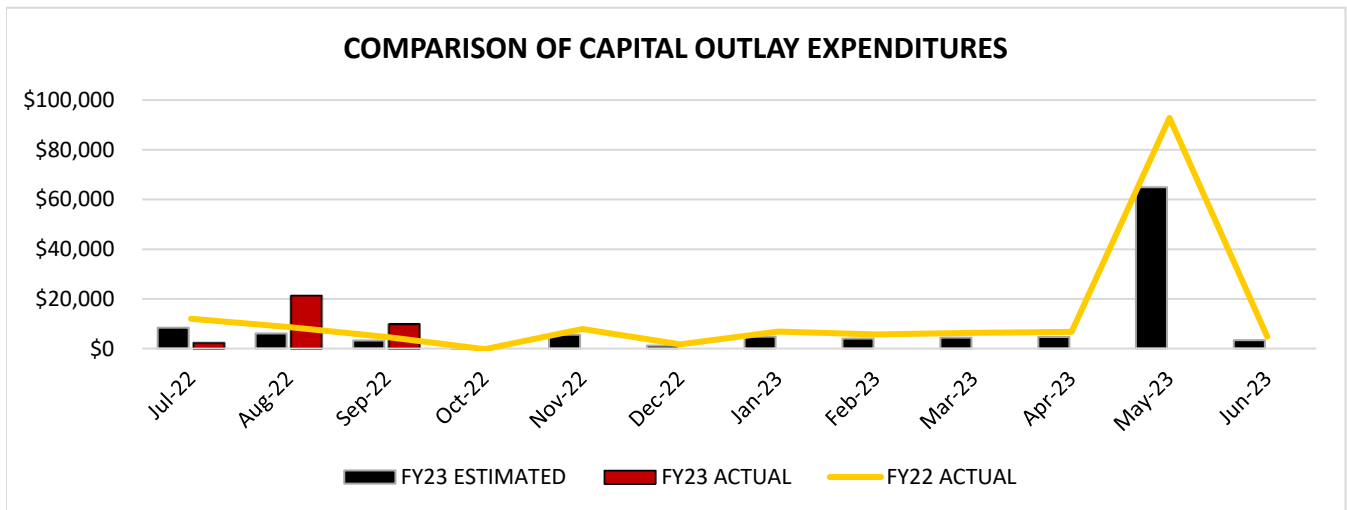
COMPARISON OF EQUIPMENT & CAPITAL EXPENDITURES

September 30, 2022

		Monthly		Fiscal Year 2023 Year-to-Date
Actual Equipment Expenditures		\$9,958		\$33,864
Estimated Equipment Expenditures		\$3,254		\$17,640
Variance From Estimate	OVER	\$6,704	OVER	\$16,224
Variance From Estimate	OVER	206.05%	OVER	91.97%
Actual Prior Year		\$4,655		\$25,237
Total Fiscal Year 2023 Estimate				\$110,314
Percent Of Total Estimate Spent				30.70%
Percent Of Budget Year Completed		3 month(s)		25.00%

DESCRIPTION: This category consists of new and replacement equipment, and capital outlay.

COMMENTS: Capital expenditures typically occur in specific months, based on need. We will continue to monitor this category and adjust the forecast as appropriate.



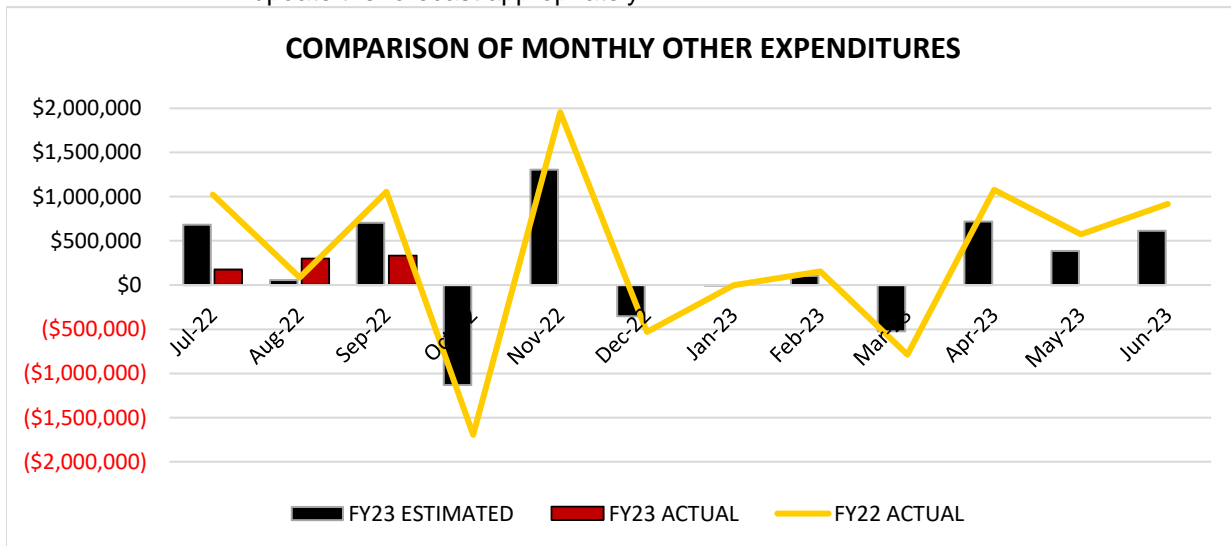
COMPARISON OF ALL OTHER EXPENDITURES

September 30, 2022

		Monthly		Fiscal Year 2023 Year-to-Date
Actual Other Expenditures		\$333,111		\$806,755
Estimated Other Expenditures		\$704,134		\$1,443,534
Variance From Estimate	UNDER	(\$371,024)	UNDER	(\$636,779)
Variance From Estimate	UNDER	-52.69%	UNDER	-44.11%
Actual Prior Year		\$1,055,785		\$2,164,447
Total Fiscal Year 2023 Estimate				\$2,556,183
Percent Of Total Estimate Spent				31.56%
Percent Of Budget Year Completed		3 month(s)		25.00%

DESCRIPTION: This category consists of advances, transfers, contingencies, auditor/treasurer fees, county board deductions, etc.

COMMENTS: FYTD expenditures are less than anticipated, primarily due to advances. We changed how we do some of the advances for our grant funds, so we will need to update the forecast appropriately.



SECTION II

Fiscal Policy



LEBANON CITY SCHOOL DISTRICT

Fiscal Policy



1. Structurally Balanced Budget

The annual Operating Budget will be structurally balanced throughout the budget process. Recurring revenues will equal or exceed recurring expenditures in both the proposed and adopted Operating Budgets. If a structural imbalance occurs, a plan will be developed by the Superintendent and Treasurer to bring the budget back into structural balance.

2. Report on How the Budget Is Balanced

The District Superintendent and Treasurer shall report to the Board on how the budget is balanced with a concise narrative, and if the budget is not in balance, the Superintendent and Treasurer will clearly delineate why and present a plan of options for corrective action within 90 days of the initial report.

3. General Fund Balance

The District shall maintain a General Fund Balance as follows:

- An unencumbered operating reserve equivalent to 10% (36.5 days of operating cash) or more of the General Fund's annual expenditure budget at fiscal year-end.
- The District will also only expend up to 100% of the District's annual available resources minus the prior year's reserve without board approval until an unencumbered operating reserve of 20% is met.

4. Use of One-Time Resources

Once the General Fund budget is brought into structural balance, one-time resources such as proceeds from asset sales, debt refinancing, one-time grants, revenue windfalls, budget savings, and similar non-recurring revenues shall not be used for current or new operating expenses. Appropriate uses of one-time resources include establishing and rebuilding emergency and operating reserves, early retirement of debt, capital expenditures and other non-recurring expenditures.

5. Accounting and Financial Reporting

The District will conform to generally accepted accounting principles as promulgated by Government Account Standards Board (GASB) and the Government Finance Officers Association (GFOA). Reporting will include the following:

- Interim Financial Reports: The Treasurer will prepare monthly financial reports for the Board of Education that analyze and evaluate the District's financial performance based upon the District's spending plan which is a month by month breakdown of anticipated revenues and expenditures for the entire fiscal year.
- Red Flag Exceptions: The Treasurer shall advise the Board of Education of significant negative or positive financial information as soon as he or she becomes aware of it and assesses the impact of the financial information on the District's financial situation.

6. Grants

District Staff will identify, apply for and effectively administer federal, state, local and other grants, which address the District's priorities and policy objectives and provide a positive cost benefit to the District, as determined by the Superintendent or his/her designee.

7. Financial Planning

The District shall develop a long-range financial plan that forecasts General Fund expenditures and revenues, which will include three years of history and five years of projections. The long-range financial plan will be updated and filed with the State of Ohio before every May 31st and October 31st. As part of the budget process, the Treasurer will advise the Board of potential long-range positive and negative trends along with an executive summary of those trends. The long-range financial plan should include an analysis of such factors as:

- State Revenue and Expenditure Impacts
- Legislative Issues Passed and Pending
- Real Estate Development - Commercial and Residential
- Demographic Changes Effecting Student Population
- And Other Indicators Affecting Funding and Expenditures

8. General Obligation Debt Limits

In keeping with the policy of fiscal responsibility, the District will stay within the General Assemblies debt limitations of nine percent of its tax valuation, except where allowed by law.

9. Policy Annual Review

Each fiscal year, the District's Community Audit Advisory Committee (CAAC) will review/revise this policy and make recommendations to the Board of Education for adoption.

SECTION III

Cash Summary Report (all funds)
Disbursement Summary Report
Lebanon CSD Bank Reconciliation Report
Lebanon CSD Payroll Reconciliation Report
Lebanon CSD Investment Report
Lebanon CSD Interest Earnings Report



LEBANON CITY SCHOOL DISTRICT

Cash Summary Report

Full Account Code	Description	Initial Cash	MTD Received	FYTD Received	MTD Expended	FYTD Expended	Fund Balance	Encumbrance	Unencumbered Balance
001-0000	General Fund	\$ 25,832,645.97	\$ 5,063,139.63	\$ 23,820,431.34	\$ 5,319,537.13	\$ 15,701,280.36	\$ 33,951,796.95	\$ 4,671,248.10	\$ 29,280,548.85
002-0000	Bond Retirement Fund	9,388,173.38	1,908,768.22	1,909,210.31	20,848.57	20,848.57	11,276,535.12	2,887,857.41	8,388,677.71
003-9008	Lebanon Athletic Facilities Improvements	44,789.14	11.64	28.66	0.00	0.00	44,817.80	0.00	44,817.80
003-9099	Capital Projects Fund	1,503,456.70	595,302.28	626,295.24	84,144.75	332,918.27	1,796,833.67	422,571.36	1,374,262.31
004-9000	Building Fund	44,877.36	11.67	28.72	0.00	0.00	44,906.08	0.00	44,906.08
004-9001	Energy Conservation Fund	9,994.32	0.00	0.00	0.00	0.00	9,994.32	0.00	9,994.32
004-9002	2013 Building Fund LFI	(91,645.23)	0.00	0.00	0.00	0.00	(91,645.23)	34,572.17	(126,217.40)
004-9003	Building Fund/LFI Interest	53,289.74	0.00	0.00	0.00	0.00	53,289.74	99,443.76	(46,154.02)
006-0000	Cafeteria Fund	751,312.24	68,515.51	148,172.57	109,178.69	338,070.55	561,414.26	392,020.99	169,393.27
007-9002	Coca-Cola Scholarship Fund	6.75	0.00	0.00	0.00	0.00	6.75	0.00	6.75
007-9003	Lebanon CSD Administration Scholarship Fund	1,061.52	1.70	4.43	0.00	0.00	1,065.95	0.00	1,065.95
007-9006	Dennis Barr Jeffery Memorial Scholarship Fund	453.10	0.73	1.89	0.00	0.00	454.99	0.00	454.99
007-9007	Audrey Aileen Kite Scholarship Fund	138,038.15	299.07	777.46	0.00	0.00	138,815.61	0.00	138,815.61
007-9009	Jarod Bennett Memorial Fund	508.90	0.82	2.13	0.00	0.00	511.03	0.00	511.03
007-9013	Donald L. Palmer Scholarship Fund	7,914.97	12.71	33.04	0.00	0.00	7,948.01	0.00	7,948.01
007-9014	Jerry Michael Scholarship	0.65	0.00	0.00	0.00	0.00	0.65	0.00	0.65
007-9015	Al Russell Memorial Scholarship Trust Fund	12.91	0.00	0.00	0.00	0.00	12.91	0.00	12.91
007-9017	Diversity and Achievement Scholarship	114.95	0.17	0.46	0.00	0.00	115.41	0.00	115.41
007-9018	Carolyn Lambert Scholarship	2.70	0.00	0.00	0.00	0.00	2.70	0.00	2.70
007-9019	Gloria Taylor Memorial Scholarship	10,823.11	17.38	45.18	0.00	0.00	10,868.29	0.00	10,868.29
007-9100	Molly McCool Memorial Scholarship Fund	202.67	0.33	0.85	0.00	0.00	203.52	0.00	203.52
007-9101	Rosalee Satchell/Domino's Pizza Scholar. Fund	7,835.66	17.43	45.32	0.00	0.00	7,880.98	0.00	7,880.98
008-0000	Louisa Jurey Wright Scholarship Fund	15,063.64	36.40	90.46	0.00	0.00	15,154.10	0.00	15,154.10
008-9001	Michael Rourke Scholarship Fund	3,346.53	9.89	25.71	0.00	0.00	3,372.24	0.00	3,372.24
008-9002	Friends of Academics Scholarship Fund	100,030.97	26.01	64.03	0.00	0.00	100,095.00	0.00	100,095.00
008-9004	Ron LeFeber Memorial Scholarship Fund	7,049.55	20.82	54.12	0.00	0.00	7,103.67	0.00	7,103.67
009-9004	LJHS USS Fund	3,404.26	4,567.34	22,260.61	281.46	9,618.23	16,046.64	14,259.92	1,786.72
009-9005	LHS USS Fund	145,620.66	46,114.92	143,941.71	18,270.16	104,717.40	184,844.97	65,882.46	118,962.51
009-9006	Bowman USS Fund	0.00	14,706.36	56,855.82	20,135.65	56,855.82	0.00	4,147.05	(4,147.05)
009-9007	Berry USS Fund	3,752.05	3,629.00	23,850.08	5,343.14	18,899.24	8,702.89	7,041.55	1,661.34
009-9008	Donovan USS Fund	22,449.47	2,790.00	17,529.50	154.57	18,333.36	21,645.61	3,943.15	17,702.46
009-9009	Art USS Fund	0.00	3,937.38	21,809.45	0.00	14,196.44	7,613.01	2,409.70	5,203.31
009-9010	Math Grades 6-8 USS	0.00	105,341.33	337,761.25	105,341.33	337,761.25	0.00	0.00	0.00

LEBANON CITY SCHOOL DISTRICT

Cash Summary Report

Full Account Code	Description	Initial Cash	MTD Received	FYTD Received	MTD Expended	FYTD Expended	Fund Balance	Encumbrance	Unencumbered Balance
009-9011	Virtual Learning Supplies	\$ 6,643.10	\$ 0.00	\$ 0.00	\$ 0.00	\$ 0.00	\$ 6,643.10	\$ 0.00	\$ 6,643.10
010-9000	Classroom Facilities Project State Share	(39,051.54)	0.00	0.00	0.00	3,121.00	(42,172.54)	341,886.33	(384,058.87)
010-9001	Classroom Facilities Project Local Share	152,784.33	0.00	0.00	0.00	534.22	152,250.11	190,946.78	(38,696.67)
010-9900	Classroom Facilities State Share/Interest	332,522.22	0.00	0.00	0.00	0.00	332,522.22	0.00	332,522.22
010-9901	Classroom Facilities Local Share/Interest	703,283.05	9,350.46	24,102.47	0.00	0.00	727,385.52	0.00	727,385.52
018-9000	LJHS Neediest Kids of All	894.53	0.00	0.00	0.00	0.00	894.53	0.00	894.53
018-9001	Bowman Needist Kids of All	10.85	0.00	1,500.00	0.00	0.00	1,510.85	0.00	1,510.85
018-9002	LJHS Bookstore	6,303.28	0.00	0.00	180.92	180.92	6,122.36	379.08	5,743.28
018-9003	Donovan Neediest Kids of All	781.05	0.00	2,000.00	0.00	0.00	2,781.05	800.00	1,981.05
018-9005	Berry Neediest Kids of All	170.93	0.00	0.00	0.00	0.00	170.93	170.00	0.93
018-9007	LJHS Teachers' Lounge	953.93	25.69	25.69	0.00	0.00	979.62	300.00	679.62
018-9008	Art To Remember	7.07	0.00	0.00	0.00	0.00	7.07	0.00	7.07
018-9010	Transportation Dept's Lounge	392.35	16.77	16.77	0.00	0.00	409.12	0.00	409.12
018-9011	Donovan Media Center	11,246.68	0.00	0.00	0.00	0.00	11,246.68	0.00	11,246.68
018-9013	Bowman Media Center	11,356.93	0.00	0.00	0.00	821.79	10,535.14	1,162.08	9,373.06
018-9015	LJHS Building Fund	20,592.65	3,440.56	3,440.56	0.00	79.82	23,953.39	1,590.48	22,362.91
018-9016	Camp Joy (Berry)	9,073.75	0.00	0.00	0.00	0.00	9,073.75	0.00	9,073.75
018-9017	PUBLIC SCHOOL SUPPORT	0.00	0.00	0.00	0.00	0.00	0.00	7.46	(7.46)
018-9019	Donovan Building Fund	11,294.84	6,896.65	10,691.40	5,412.40	12,890.99	9,095.25	9,828.40	(733.15)
018-9021	Bowman Building Fund	28,815.58	428.38	428.38	1,735.08	8,678.13	20,565.83	3,490.97	17,074.86
018-9023	Berry Building Fund	22,670.02	59.63	809.63	42.00	1,756.00	21,723.65	2,071.54	19,652.11
018-9024	LHS Building Fund	16,976.84	252.64	1,741.92	740.00	2,487.13	16,231.63	7,440.59	8,791.04
018-9025	LHS Bridges	0.00	0.00	74.08	0.00	74.08	0.00	0.00	0.00
018-9027	LJHS Media Center	3,006.83	0.00	0.00	0.00	0.00	3,006.83	0.00	3,006.83
018-9028	Berry Media Center	3,072.52	0.00	0.00	0.00	0.00	3,072.52	150.00	2,922.52
019-9002	Making Middle Schools Work Grant	315.00	0.00	0.00	0.00	0.00	315.00	0.00	315.00
019-9003	Greater Cincy Foundation Grant Learning Links	61.00	0.00	0.00	0.00	0.00	61.00	0.00	61.00
019-9005	Greater Cincy Foundation Grant Learning Links	12.18	0.00	0.00	0.00	0.00	12.18	0.00	12.18
019-9006	Warren County Board of Dev Disabilites Grant	4,739.92	0.00	0.00	0.00	89.98	4,649.94	0.00	4,649.94
019-9008	Donovan Economics Program Fund	107.24	0.00	0.00	0.00	0.00	107.24	0.00	107.24
019-9010	Action for Healthy Kids (Frank)	2.33	0.00	0.00	0.00	0.00	2.33	0.00	2.33
019-9011	LEARNING LINKS GRANT-Sensory Breaks Bow -John	3.52	0.00	0.00	0.00	0.00	3.52	0.00	3.52
019-9013	Marth Holden Jennings Grant - McAndrews	4,811.25	0.00	0.00	0.00	0.00	4,811.25	0.00	4,811.25
019-9014	Morning Movers Grant	73.33	0.00	0.00	0.00	0.00	73.33	0.00	73.33

LEBANON CITY SCHOOL DISTRICT

Cash Summary Report

Full Account Code	Description	Initial Cash	MTD Received	FYTD Received	MTD Expended	FYTD Expended	Fund Balance	Encumbrance	Unencumbered Balance
019-9016	FUSE Grant - Donovan	\$ 2.87	\$ 0.00	\$ 0.00	\$ 0.00	\$ 0.00	\$ 2.87	\$ 0.00	\$ 2.87
019-9019	Virginia Hamilton Grant	6.06	0.00	0.00	0.00	0.00	6.06	0.00	6.06
019-9020	LEARNING LINKS GRANT - SENSORY BREAKS LHS	12.21	0.00	0.00	0.00	0.00	12.21	0.00	12.21
019-9021	Learning Links Grant-RTI Lending Closet Mashe	3.21	0.00	0.00	0.00	0.00	3.21	0.00	3.21
019-9022	Hope Squad, Suicide Prevention Grant	283.39	0.00	0.00	0.00	0.00	283.39	0.00	283.39
019-9024	Library and Svcs Tech Cares Act Mini Grant	0.40	0.00	0.00	0.00	0.00	0.40	0.00	0.40
019-9025	CARE Project Grant	0.00	3,232.87	9,698.61	3,232.87	9,698.61	0.00	0.00	0.00
019-9026	Port Authority Career Tech Grant	2,117.58	0.00	0.00	0.00	0.00	2,117.58	0.00	2,117.58
019-9027	High Schools That Work Mini Grant - LJHS	625.03	0.00	0.00	0.00	0.00	625.03	0.00	625.03
019-9028	Learning Links Grant - Career Tech	72.59	1,250.00	2,500.00	0.00	0.00	2,572.59	0.00	2,572.59
022-9000	Volleyball Tournament Fund	0.00	232.95	698.85	232.95	698.85	0.00	0.00	0.00
022-9001	Boys Soccer Tournament Fund	36.36	0.00	0.00	0.00	0.00	36.36	0.00	36.36
022-9002	Girls Soccer Tournament Fund	0.00	248.24	744.72	248.24	744.72	0.00	0.00	0.00
022-9004	Wrestling Tournament Fund	832.64	0.00	0.00	0.00	0.00	832.64	200.00	632.64
022-9005	Baseball Tournament Fund	210.00	158.46	475.38	158.46	685.38	0.00	0.00	0.00
022-9006	Softball Tournament Fund	420.00	1,126.81	3,380.43	1,126.81	3,800.43	0.00	0.00	0.00
022-9009	Track Tournament Fund	0.00	3,359.79	10,079.37	3,359.79	10,079.37	0.00	0.00	0.00
034-0000	Classroom Facilities Maintenance .5 Mill	937,771.08	211,118.55	211,459.40	2,302.73	48,419.05	1,100,811.43	575,413.16	525,398.27
200-9000	Junior Council on World Affairs	1,339.06	0.00	0.00	0.00	0.00	1,339.06	0.00	1,339.06
200-9001	LHS Art Club	164.94	0.00	0.00	0.00	0.00	164.94	0.00	164.94
200-9002	LHS Class of 2014	6,070.27	0.00	0.00	0.00	0.00	6,070.27	0.00	6,070.27
200-9003	LHS Drama Club	9,506.55	0.00	0.00	0.00	0.00	9,506.55	0.00	9,506.55
200-9004	LHS French Club	362.22	0.00	0.00	0.00	0.00	362.22	0.00	362.22
200-9005	LHS Spanish Club	748.08	0.00	0.00	0.00	0.00	748.08	0.00	748.08
200-9006	LHS FCCLA	3,262.99	0.00	0.00	0.00	0.00	3,262.99	0.00	3,262.99
200-9007	FBLA	1,923.11	0.00	0.00	0.00	0.00	1,923.11	338.00	1,585.11
200-9008	LHS National Honor Society	4,222.72	0.00	0.00	385.00	385.00	3,837.72	75.00	3,762.72
200-9009	LHS Musical	0.00	1,141.00	3,423.00	1,141.00	3,423.00	0.00	5,000.00	(5,000.00)
200-9010	LHS War-Zone Spirit Club	121.64	0.00	0.00	0.00	0.00	121.64	0.00	121.64
200-9011	LHS Recording Club	1,180.67	0.00	0.00	0.00	0.00	1,180.67	0.00	1,180.67
200-9012	AFJROTC	12,852.05	210.00	1,147.50	600.00	110.08	13,889.47	3,533.89	10,355.58
200-9013	LJHS Student Council	8,307.85	0.00	0.00	0.00	0.00	8,307.85	444.00	7,863.85
200-9014	LHS Class of 2019	1,407.81	0.00	0.00	0.00	0.00	1,407.81	0.00	1,407.81
200-9015	Orchestra	0.00	5,157.79	12,871.61	5,157.79	12,871.61	0.00	293.22	(293.22)
200-9016	LHS Student Council	15,705.60	29,340.00	29,340.00	3,719.50	14,407.24	30,638.36	2,192.23	28,446.13
200-9017	LJHS Warrior Pride Yearbook	14,989.63	0.00	0.00	0.00	0.00	14,989.63	0.00	14,989.63
200-9018	Lebanon Robotics	2,004.53	0.00	0.00	0.00	0.00	2,004.53	0.00	2,004.53

LEBANON CITY SCHOOL DISTRICT

Cash Summary Report

Full Account Code	Description	Initial Cash	MTD Received	FYTD Received	MTD Expended	FYTD Expended	Fund Balance	Encumbrance	Unencumbered Balance
200-9019	LHS Class of 2016	\$ 7,525.10	\$ 0.00	\$ 0.00	\$ 0.00	\$ 0.00	\$ 7,525.10	\$ 0.00	\$ 7,525.10
200-9020	LHS Class of 2015	3,111.97	0.00	0.00	0.00	0.00	3,111.97	0.00	3,111.97
200-9021	LHS CLASS OF 2017	3,581.43	0.00	0.00	0.00	0.00	3,581.43	0.00	3,581.43
200-9025	Key Club	1,502.77	0.00	0.00	0.00	0.00	1,502.77	200.00	1,302.77
200-9026	LHS Class of 2008 Fund	1,044.09	0.00	0.00	0.00	0.00	1,044.09	0.00	1,044.09
200-9027	LHS Outdoor Adventure Club	1,900.62	0.00	0.00	0.00	0.00	1,900.62	0.00	1,900.62
200-9028	LHS Class of 2010	615.12	0.00	0.00	0.00	0.00	615.12	0.00	615.12
200-9029	LHS Yearbook	27,647.79	6,150.00	6,150.00	0.00	5,633.80	28,163.99	147.50	28,016.49
200-9030	LJHS Newspaper	1,834.49	0.00	0.00	0.00	0.00	1,834.49	0.00	1,834.49
200-9031	LHS CLASS OF 2020	295.08	0.00	0.00	0.00	0.00	295.08	0.00	295.08
200-9032	LHS Ecology Club	393.22	0.00	0.00	0.00	0.00	393.22	0.00	393.22
200-9033	LHS Science Olympiad Fund	0.00	323.46	570.38	323.46	570.38	0.00	0.00	0.00
200-9034	LHS Class of 2018	2,401.71	0.00	0.00	0.00	0.00	2,401.71	0.00	2,401.71
200-9035	LJHS Drama Club	28,648.29	0.00	0.00	0.00	0.00	28,648.29	1,000.00	27,648.29
200-9037	LJHS Renaissance Academic Success	0.00	86.75	560.25	386.75	560.25	0.00	900.00	(900.00)
200-9038	LHS Intramurals	210.27	0.00	0.00	0.00	0.00	210.27	0.00	210.27
200-9040	Daylight Prom	1,156.77	0.00	0.00	0.00	0.00	1,156.77	0.00	1,156.77
200-9041	LHS CLASS OF 2012	145.90	0.00	0.00	0.00	0.00	145.90	0.00	145.90
200-9043	LHS CLASS OF 2013	879.46	0.00	0.00	0.00	0.00	879.46	0.00	879.46
200-9044	Donovan Student Council	363.63	0.00	0.00	0.00	0.00	363.63	0.00	363.63
200-9045	LJHS Science Club	709.22	0.00	0.00	0.00	0.00	709.22	0.00	709.22
200-9046	LHS Gender Sexuality Alliance (GSA)	887.10	0.00	0.00	0.00	0.00	887.10	0.00	887.10
200-9047	LJHS Builders' Club	22.50	0.00	0.00	0.00	0.00	22.50	0.00	22.50
200-9048	LHS Class of 2022	8,531.94	0.00	0.00	0.00	0.00	8,531.94	0.00	8,531.94
200-9050	LJHS Pop Culture Club	247.86	0.00	0.00	0.00	0.00	247.86	0.00	247.86
200-9051	LHS Beverage Cart	472.81	0.00	0.00	0.00	0.00	472.81	500.00	(27.19)
200-9052	LHS Class of 2023	3,293.78	0.00	0.00	205.82	205.82	3,087.96	28.87	3,059.09
200-9054	LHS Hope Squad	1,694.54	0.00	0.00	63.10	63.10	1,631.44	0.00	1,631.44
200-9055	LJHS WarZone	912.69	0.00	0.00	0.00	0.00	912.69	0.00	912.69
200-9056	LHS Class of 2024	1,048.67	217.54	1,467.54	0.00	0.00	2,516.21	100.00	2,416.21
200-9057	LHS Class of 2025	1,808.56	0.00	0.00	0.00	214.36	1,594.20	300.00	1,294.20
200-9058	Berry Student Council	1,177.00	0.00	0.00	0.00	0.00	1,177.00	0.00	1,177.00
300-9401	LHS Winter Guard	0.00	3,418.65	10,405.95	3,418.65	10,405.95	0.00	0.00	0.00
300-9402	LJHS Winter Guard	0.00	1,059.23	3,331.44	1,059.23	3,331.44	0.00	0.00	0.00
300-9403	Intermediate Winter Guard	1,647.27	0.00	0.00	0.00	0.00	1,647.27	0.00	1,647.27
300-9404	LHS Drumline	0.00	16,867.93	50,603.79	16,867.93	50,603.79	0.00	0.00	0.00
300-9405	LJHS Drumline	0.00	871.37	2,614.11	871.37	2,614.11	0.00	0.00	0.00
300-9500	LHS Athletic Department	3,023.79	112,705.39	228,778.10	82,940.37	123,272.97	108,528.92	73,325.99	35,202.93
300-9505	LHS Captain's Council	0.00	2,712.18	8,136.54	2,712.18	8,136.54	0.00	0.00	0.00
300-9506	Boys Club Volleyball	1,801.80	0.00	0.00	0.00	0.00	1,801.80	0.00	1,801.80

LEBANON CITY SCHOOL DISTRICT

Cash Summary Report

Full Account Code	Description	Initial Cash	MTD Received	FYTD Received	MTD Expended	FYTD Expended	Fund Balance	Encumbrance	Unencumbered Balance
300-9514	LJHS Athletic Department	\$ 12,229.79	\$ 6,782.00	\$ 12,626.30	\$ 5,840.89	\$ 14,808.98	\$ 10,047.11	\$ 17,027.50	\$ (6,980.39)
300-9515	LJHS Athletic Concessions	600.95	467.19	2,165.29	1,599.05	2,766.24	0.00	1,131.86	(1,131.86)
300-9993	LHS Baseball Team - Historical Society	7,809.13	0.00	0.00	0.00	0.00	7,809.13	0.00	7,809.13
401-9021	St. Francis Auxiliary Services FY21	0.00	0.00	0.00	0.00	0.00	0.00	3,281.30	(3,281.30)
401-9022	ST. Francis Auxiliary Services FY22	60,735.20	0.00	10.31	10,874.18	18,099.46	42,646.05	16,476.20	26,169.85
401-9023	St. Frances Auxiliary Services FY23	0.00	4.47	36,730.98	18,496.77	19,513.06	17,217.92	16,535.03	682.89
401-9122	Lebanon United Methodist Kindergarten FY22	14,538.83	0.00	2.53	153.19	2,091.98	12,449.38	1,037.22	11,412.16
401-9123	Lebanon United Methodist Kindergarten FY23	0.00	1.10	4,238.80	0.00	0.00	4,238.80	345.00	3,893.80
401-9222	Lebanon Christian Auxiliary Services FY22	119,267.59	0.00	19.34	4,143.76	95,827.94	23,458.99	12,002.62	11,456.37
401-9223	Lebanon Christian Auxiliary Services FY23	0.00	20.67	88,305.82	3,497.14	8,760.97	79,544.85	2,476.96	77,067.89
451-9022	FY 22 Connectivity Grant	4,500.00	0.00	0.00	0.00	0.00	4,500.00	0.00	4,500.00
461-9022	Making Middle Schools Work FY22	106.58	0.00	879.70	299.55	1,285.83	(299.55)	0.00	(299.55)
461-9118	Making Middle Grades Work - Berry	115.34	0.00	0.00	0.00	0.00	115.34	0.00	115.34
467-9020	Student Wellness and Success Fund	316,430.92	0.00	0.00	5,890.77	17,802.84	298,628.08	23,200.00	275,428.08
499-9002	School Bus Purchase Program	180,000.00	0.00	0.00	0.00	360,000.00	(180,000.00)	0.00	(180,000.00)
499-9020	School Safety Grant	23,746.25	0.00	0.00	0.00	0.00	23,746.25	0.00	23,746.25
499-9022	Parent Mentor Grant FY 22	7.37	0.00	0.00	2,862.65	8,142.48	(8,135.11)	0.00	(8,135.11)
499-9023	Parent Mentor Grant FY 23	27,538.68	0.00	0.00	15,667.29	15,667.29	11,871.39	11,872.00	(0.61)
507-9022	ESSER II GRANT FUNDS (COVID)	203,273.92	0.00	339,398.10	5,445.38	612,216.69	(69,544.67)	4,117.00	(73,661.67)
507-9122	ESSER ARP GRANT FUNDS (COVID)	(192,909.24)	0.00	233,223.83	60,506.04	133,626.76	(93,312.17)	1,809,895.00	(1,903,207.17)
516-9022	IDEA, PART B FY 22	42,453.71	0.00	214,401.87	18,113.05	379,355.73	(122,500.15)	58,920.96	(181,421.11)
516-9023	IDEA, PART B FY 23	0.00	0.00	0.00	85,498.41	97,585.48	(97,585.48)	0.00	(97,585.48)
516-9222	IDEA, Part B ESSER Funds	3,809.00	0.00	0.00	0.00	3,953.00	(144.00)	2,292.00	(2,436.00)
551-9022	Title III, LEP FY 22	1,967.61	0.00	50.00	553.00	2,570.61	(553.00)	364.61	(917.61)
572-9021	TITLE I FY 21	28,010.69	0.00	0.00	0.00	(973.90)	28,984.59	0.00	28,984.59
572-9022	TITLE I FY 22	1,113.17	58,206.12	144,703.05	3,919.79	229,556.85	(83,740.63)	2.94	(83,743.57)
572-9023	TITLE I FY 23	0.00	0.00	0.00	53,041.08	53,265.82	(53,265.82)	5,401.48	(58,667.30)
572-9122	Expanding Opportunities Grant FY22	9,661.57	0.00	0.00	(189.75)	24,056.74	(14,395.17)	0.00	(14,395.17)
584-9022	Title IV-A Student Support & Acad. Enrich.	2,810.33	0.00	7,197.93	(178.21)	12,811.99	(2,803.73)	11,700.00	(14,503.73)
584-9023	Title IV-A Student Support & Acad. Enrich.	0.00	0.00	0.00	178.21	178.21	(178.21)	16,175.00	(16,353.21)
587-9022	IDEA, Early Childhood Education	0.00	0.00	2,816.02	0.00	2,816.02	0.00	0.00	0.00

LEBANON CITY SCHOOL DISTRICT
Cash Summary Report

Full Account Code	Description	Initial Cash	MTD Received	FYTD Received	MTD Expended	FYTD Expended	Fund Balance	Encumbrance	Unencumbered Balance
	FY 22								
587-9122	ARP Early Childhood Education	\$ 0.00	\$ 0.00	\$ 1,200.38	\$ 0.00	\$ 1,200.38	\$ 0.00	\$ 0.00	\$ 0.00
590-9022	TITLE II-A FY 22	36,929.22	0.00	21,276.90	58,206.12	58,206.12	0.00	0.00	0.00
Grand Total		\$ 41,360,361.34	\$ 8,304,220.03	\$ 28,881,835.36	\$ 6,176,278.21	\$ 19,470,342.97	\$ 50,771,853.73	\$ 11,843,867.87	\$ 38,927,985.86

Start Date: 09/01/2022

End Date: 09/30/2022

LEBANON CITY SCHOOL DISTRICT

Disbursement Summary Report

Reference Number	Check Number	Type	Date	Name	Vendor #	Status	Reconcile Date	Void Date	Amount
39917		0 ACCOUNTS_PAYA BLE	9/15/2022	WARREN COUNTY ESC	901055	VOID		9/15/2022	\$ 4,381.12
39923		0 ACCOUNTS_PAYA BLE	9/2/2022	LCSD PAYROLL/MEDICAL RE	901041	OUTSTANDING			22,206.96
39924		0 ACCOUNTS_PAYA BLE	9/2/2022	STATE TEACHERS RETIREMENT SYS	901022	OUTSTANDING			13,763.16
39925		0 ACCOUNTS_PAYA BLE	9/2/2022	SCHOOL EMPLOYEES RETIREMENT	901030	OUTSTANDING			2,030.32
40022		0 ACCOUNTS_PAYA BLE	9/20/2022	STATE TEACHERS RETIREMENT SYS	901022	OUTSTANDING			13,774.16
40023		0 ACCOUNTS_PAYA BLE	9/20/2022	SCHOOL EMPLOYEES RETIREMENT	901030	OUTSTANDING			2,248.37
40024		0 ACCOUNTS_PAYA BLE	9/20/2022	LCSD PAYROLL/MEDICAL RE	901041	OUTSTANDING			23,178.94
40025		0 ACCOUNTS_PAYA BLE	9/26/2022	WARREN COUNTY ESC	901055	VOID		9/26/2022	2,737.10
40026		0 ACCOUNTS_PAYA BLE	9/26/2022	WARREN COUNTY ESC	901055	VOID		9/26/2022	2,737.10
40027		0 ACCOUNTS_PAYA BLE	9/26/2022	WARREN COUNTY ESC	901055	OUTSTANDING			2,737.10
40028		0 ACCOUNTS_PAYA BLE	9/26/2022	TUITION	901090	OUTSTANDING			22,257.56
40030		0 ACCOUNTS_PAYA BLE	9/27/2022	SCHOOL EMPLOYEES RETIREMENT	901030	OUTSTANDING			122,334.00
40031		0 ACCOUNTS_PAYA BLE	9/27/2022	STATE TEACHERS RETIREMENT SYS	901022	OUTSTANDING			338,356.00
40032		0 ACCOUNTS_PAYA BLE	9/27/2022	SCHOOL EMPLOYEES RETIREMENT	901030	OUTSTANDING			52,523.84
40033		0 ACCOUNTS_PAYA BLE	9/28/2022	WARREN COUNTY AUDITOR	901050	OUTSTANDING			211,635.42
40034		0 ACCOUNTS_PAYA BLE	9/28/2022	Reserve Account	900003	OUTSTANDING			3,000.00
40035		0 ACCOUNTS_PAYA BLE	9/28/2022	RELIASTAR LIFE INSURANCE CO.	905715	OUTSTANDING			2,151.74
40145		0 ACCOUNTS_PAYA BLE	9/30/2022	SWOOSH Insurance Consortium	900005	OUTSTANDING			684,426.99
40146		0 ACCOUNTS_PAYA BLE	9/30/2022	METLIFE	900008	OUTSTANDING			37,397.72
40148		0 ACCOUNTS_PAYA BLE	9/30/2022	Robert W. Baird and Co.	901021	OUTSTANDING			277.49
40149		0 ACCOUNTS_PAYA	9/30/2022	LEBANON CITY	901040	OUTSTANDING			30.00

Start Date: 09/01/2022

End Date: 09/30/2022

LEBANON CITY SCHOOL DISTRICT

Disbursement Summary Report

Reference Number	Check Number	Type	Date	Name	Vendor #	Status	Reconcile Date	Void Date	Amount
40150	BLE 0 ACCOUNTS_PAYA	9/30/2022	SCHOOLS LEBANON CITY	901040	OUTSTANDING				\$ 202.50
40151	BLE 0 ACCOUNTS_PAYA	9/30/2022	SCHOOLS LCSD	901041	OUTSTANDING				29.50
40152	BLE 0 ACCOUNTS_PAYA	9/6/2022	SCHOOLS PAYROLL/MEDICA RE	901050	OUTSTANDING				1,122.85
40153	BLE 0 ACCOUNTS_PAYA	9/30/2022	SCHOOLS WARREN COUNTY AUDITOR	901035	OUTSTANDING				349.74
40154	BLE 0 ACCOUNTS_PAYA	9/30/2022	SCHOOLS LEBANON CITIZENS	901040	OUTSTANDING				1,574.91
39926	1 PAYROLL	9/2/2022	SCHOOL LEBANON CITY DISTRICT		VOID			9/2/2022	202.50
39850	181665 PAYROLL	9/1/2022	SCHOOL LEBANON CITY DISTRICT		OUTSTANDING				1,625,580.04
39852	181666 REFUND	9/13/2022	GRALER; MARK	70530	RECONCILED	9/30/2022			54.04
39851	181667 REFUND	9/13/2022	Cross; Robert	809207	RECONCILED	9/30/2022			35.00
39856	181668 ACCOUNTS_PAYA BLE	9/15/2022	ARAMARK UNIFORM SERVICES	10925	RECONCILED	9/30/2022			133.17
39859	181669 ACCOUNTS_PAYA BLE	9/15/2022	BETHESDA HEALTHCARE INC.	20453	RECONCILED	9/30/2022			84.00
39860	181670 ACCOUNTS_PAYA BLE	9/15/2022	BLICK ART MATERIALS	20520	RECONCILED	9/30/2022			39.51
39862	181671 ACCOUNTS_PAYA BLE	9/15/2022	CDW GOVERNMENT INC.	30015	RECONCILED	9/30/2022			636.66
39876	181672 ACCOUNTS_PAYA BLE	9/15/2022	DUKE ENERGY	30760	RECONCILED	9/30/2022			15.71
39865	181673 ACCOUNTS_PAYA BLE	9/15/2022	CINTAS	30810	RECONCILED	9/30/2022			206.16
39867	181674 ACCOUNTS_PAYA BLE	9/15/2022	THE CITY OF LEBANON	30840	RECONCILED	9/30/2022			57,541.55
39866	181675 ACCOUNTS_PAYA BLE	9/15/2022	THE CITY OF LEBANON	30841	RECONCILED	9/30/2022			775.00
39871	181676 ACCOUNTS_PAYA BLE	9/15/2022	DALTON; BRIAN	40055	RECONCILED	9/30/2022			217.18
39873	181677 ACCOUNTS_PAYA BLE	9/15/2022	DELL MARKETING L.P.	40323	RECONCILED	9/30/2022			880.49
39874	181678 ACCOUNTS_PAYA BLE	9/15/2022	DONUT SHOP	40670	RECONCILED	9/30/2022			50.40
39875	181679 ACCOUNTS_PAYA BLE	9/15/2022	DORN'S BUSINESS	40690	RECONCILED	9/30/2022			813.48

Start Date: 09/01/2022

End Date: 09/30/2022

LEBANON CITY SCHOOL DISTRICT

Disbursement Summary Report

Reference Number	Check Number	Type	Date	Name	Vendor #	Status	Reconcile Date	Void Date	Amount
				SOLUTIONS					
39910	181680	ACCOUNTS_PAYA	9/15/2022	U.S. BANK	50555	RECONCILED	9/30/2022		\$ 1,857.00
	BLE								
39877	181681	ACCOUNTS_PAYA	9/15/2022	EVERS; JOHN	50900	RECONCILED	9/30/2022		700.00
	BLE								
39879	181682	ACCOUNTS_PAYA	9/15/2022	FLINN	60300	RECONCILED	9/30/2022		247.47
	BLE			SCIENTIFIC, INC.					
39885	181683	ACCOUNTS_PAYA	9/15/2022	LAURICELLA-	60470	RECONCILED	9/30/2022		47.98
	BLE			FRANKLIN; JOAN					
39880	181684	ACCOUNTS_PAYA	9/15/2022	HAL LEONARD	80055	RECONCILED	9/30/2022		208.65
	BLE			CORPORATION					
39869	181685	ACCOUNTS_PAYA	9/15/2022	COLEMAN;	121078	RECONCILED	9/30/2022		16.25
	BLE			JENNIFER					
39893	181686	ACCOUNTS_PAYA	9/15/2022	TREASURER	150201	OUTSTANDING			352.25
	BLE			STATE OF OHIO					
39898	181687	ACCOUNTS_PAYA	9/15/2022	REALLY GOOD	180182	RECONCILED	9/30/2022		5.29
	BLE			STUFF, LLC					
39901	181688	ACCOUNTS_PAYA	9/15/2022	SCHOLASTIC	190326	RECONCILED	9/30/2022		2,332.56
	BLE			MAGAZINES					
39904	181689	ACCOUNTS_PAYA	9/15/2022	SCHWIETERMAN;	190526	RECONCILED	9/30/2022		327.67
	BLE			BRENDA					
39908	181690	ACCOUNTS_PAYA	9/15/2022	STERLING PAPER	191837	RECONCILED	9/30/2022		1,988.76
	BLE			COMPANY					
39909	181691	ACCOUNTS_PAYA	9/15/2022	STEVENS;	191838	OUTSTANDING			390.00
	BLE			KIMBERLY					
39911	181692	ACCOUNTS_PAYA	9/15/2022	U.S. POSTAL	210270	RECONCILED	9/30/2022		720.00
	BLE			SERVICE					
39914	181693	ACCOUNTS_PAYA	9/15/2022	VERTICAL	220162	RECONCILED	9/30/2022		205.99
	BLE			SYSTEMS					
				ELEVATOR					
39915	181694	ACCOUNTS_PAYA	9/15/2022	WALT LUTI TIRE	230070	RECONCILED	9/30/2022		105.46
	BLE			INC.					
39916	181695	ACCOUNTS_PAYA	9/15/2022	WARREN	230196	RECONCILED	9/30/2022		5,590.00
	BLE			COUNTY ESC					
39918	181696	ACCOUNTS_PAYA	9/15/2022	WARREN	230597	RECONCILED	9/30/2022		2,126.82
	BLE			COUNTY WATER					
				AND SEWER					
39920	181697	ACCOUNTS_PAYA	9/15/2022	JOHN ZIMPKUS	260056	RECONCILED	9/30/2022		75.00
	BLE								
39889	181698	ACCOUNTS_PAYA	9/15/2022	MUSSER	801796	RECONCILED	9/30/2022		28,000.00
	BLE			EXCAVATING					
39902	181699	ACCOUNTS_PAYA	9/15/2022	SCHOOL	801971	RECONCILED	9/30/2022		8,802.00
	BLE			INSURANCE					
				CONSULTANTS					
39854	181700	ACCOUNTS_PAYA	9/15/2022	Ace Hardware	802545	RECONCILED	9/30/2022		17.99
	BLE			W.C.					
39870	181701	ACCOUNTS_PAYA	9/15/2022	CUMMINGS,	803538	RECONCILED	9/30/2022		185.00
	BLE			KELLY					

Start Date: 09/01/2022

End Date: 09/30/2022

LEBANON CITY SCHOOL DISTRICT

Disbursement Summary Report

Reference Number	Check Number	Type	Date	Name	Vendor #	Status	Reconcile Date	Void Date	Amount
39921	181702	ACCOUNTS_PAYA BLE	9/15/2022	JS LANGUAGES LLC	803721	RECONCILED	9/30/2022		\$ 553.00
39919	181703	ACCOUNTS_PAYA BLE	9/15/2022	W.R. HACKETT, INC.	804035	RECONCILED	9/30/2022		1,439.85
39906	181704	ACCOUNTS_PAYA BLE	9/15/2022	STAPLES BUSINESS ADVANTAGE	804156	RECONCILED	9/30/2022		1,291.20
39896	181705	ACCOUNTS_PAYA BLE	9/15/2022	PATRIOT TEAM DISTRIBUTING INC	804196	RECONCILED	9/30/2022		231.33
39891	181706	ACCOUNTS_PAYA BLE	9/15/2022	OAPT/OHIO ASSOCIATION FOR	804577	OUTSTANDING			50.00
39861	181707	ACCOUNTS_PAYA BLE	9/15/2022	Butler, Ray	804589	RECONCILED	9/30/2022		1,000.00
39900	181708	ACCOUNTS_PAYA BLE	9/15/2022	RUMPKE OF OHIO INC.	804873	RECONCILED	9/30/2022		4,748.07
39907	181709	ACCOUNTS_PAYA BLE	9/15/2022	STARFALL EDUCATION	805452	OUTSTANDING			107.85
39857	181710	ACCOUNTS_PAYA BLE	9/15/2022	BANTA; TERAH	805886	OUTSTANDING			11.00
39886	181711	ACCOUNTS_PAYA BLE	9/15/2022	MCGRAW-HILL SCHOOL EDUCATION	806332	RECONCILED	9/30/2022		603.85
39890	181712	ACCOUNTS_PAYA BLE	9/15/2022	POWERSCHOOL GROUP LLC	806366	RECONCILED	9/30/2022		12,900.06
39913	181713	ACCOUNTS_PAYA BLE	9/15/2022	VERIZON WIRELESS	806436	RECONCILED	9/30/2022		1,253.68
39868	181714	ACCOUNTS_PAYA BLE	9/15/2022	COCA COLA BOTTLING CO.	807475	RECONCILED	9/30/2022		3,077.98
39858	181715	ACCOUNTS_PAYA BLE	9/15/2022	BEST DRIVE LLC	807700	RECONCILED	9/30/2022		911.00
39853	181716	ACCOUNTS_PAYA BLE	9/15/2022	A BOOK COMPANY, LLC	807922	RECONCILED	9/30/2022		2,297.44
39887	181717	ACCOUNTS_PAYA BLE	9/15/2022	MINDPLAY INC	808106	RECONCILED	9/30/2022		7,000.00
39884	181718	ACCOUNTS_PAYA BLE	9/15/2022	KOENIG EQUIPMENT	808194	RECONCILED	9/30/2022		2,663.00
39892	181719	ACCOUNTS_PAYA BLE	9/15/2022	OHIO CAT	808222	RECONCILED	9/30/2022		356.39
39897	181720	ACCOUNTS_PAYA BLE	9/15/2022	PREMIER OCCUPATIONAL HEALTH	808251	RECONCILED	9/30/2022		224.00
39894	181721	ACCOUNTS_PAYA BLE	9/15/2022	OHIO FOREIGN LANGUAGE ASSN	808309	RECONCILED	9/30/2022		754.58
39872	181722	ACCOUNTS_PAYA BLE	9/15/2022	DEBRA-KUEMPEL	808405	RECONCILED	9/30/2022		1,541.20
39895	181723	ACCOUNTS_PAYA	9/15/2022	O'REILLY AUTO	808521	RECONCILED	9/30/2022		62.74

Start Date: 09/01/2022

End Date: 09/30/2022

LEBANON CITY SCHOOL DISTRICT

Disbursement Summary Report

Reference Number	Check Number	Type	Date	Name	Vendor #	Status	Reconcile Date	Void Date	Amount
39855	181724	BLE ACCOUNTS_PAYA	9/15/2022	PARTS AMAZON	808695	RECONCILED	9/30/2022		\$ 4,442.83
39863	181725	BLE ACCOUNTS_PAYA	9/15/2022	CINCINNATI CAPITAL SERVICES	808734	RECONCILED	9/30/2022		6,772.73
39888	181726	BLE ACCOUNTS_PAYA	9/15/2022	MOCKABEE; SARAH	808839	OUTSTANDING			171.06
39883	181727	BLE ACCOUNTS_PAYA	9/15/2022	JUSTICE; JENNIFER	808843	OUTSTANDING			3.75
39899	181728	BLE ACCOUNTS_PAYA	9/15/2022	REITER DAIRY	809091	RECONCILED	9/30/2022		7,261.03
39912	181729	BLE ACCOUNTS_PAYA	9/15/2022	VANHOOK; RACHEL	809143	OUTSTANDING			35.00
39903	181730	BLE ACCOUNTS_PAYA	9/15/2022	SCHOOL SPECIALTY LLC	809420	RECONCILED	9/30/2022		51.90
39905	181731	BLE ACCOUNTS_PAYA	9/15/2022	S&S SCHOOL BUS SEATS AND PARTS	809582	RECONCILED	9/30/2022		842.42
39881	181732	BLE ACCOUNTS_PAYA	9/15/2022	NATHANIEL HALL	809879	RECONCILED	9/30/2022		746.00
39878	181733	BLE ACCOUNTS_PAYA	9/15/2022	FAIRFIELD CRYSTAL CLASSIC	809917	RECONCILED	9/30/2022		400.00
39882	181734	BLE ACCOUNTS_PAYA	9/15/2022	HARDING SINGERS	809918	OUTSTANDING			300.00
39864	181735	BLE ACCOUNTS_PAYA	9/15/2022	CINCINNATI HILLS CHRISTIAN ACADEMY	809947	OUTSTANDING			200.00
39922	181736	BLE ACCOUNTS_PAYA	9/15/2022	WARREN COUNTY ESC	901055	RECONCILED	9/30/2022		4,381.12
39927	181737	PAYROLL	9/20/2022	LEBANON CITY SCHOOL DISTRICT		OUTSTANDING			1,620,216.06
39928	181738	PAYROLL	9/20/2022	LEBANON CITY SCHOOL DISTRICT		OUTSTANDING			72,806.99
39929	181739	PAYROLL	9/20/2022	LEBANON CITY SCHOOL DISTRICT		OUTSTANDING			2,034.28
39995	181740	BLE ACCOUNTS_PAYA	9/22/2022	ALVAH M. SQUIBB CO., INC.	191565	OUTSTANDING			116.15
39935	181741	BLE ACCOUNTS_PAYA	9/22/2022	AMAZON CAPITAL SERVICES	808695	RECONCILED	9/30/2022		2,674.51
39939	181742	BLE ACCOUNTS_PAYA	9/22/2022	AWARDS OF EXCELLENCE	804212	OUTSTANDING			234.75
39982	181743	ACCOUNTS_PAYA	9/22/2022	B&H PHOTO-	802150	RECONCILED	9/30/2022		445.49

Start Date: 09/01/2022

End Date: 09/30/2022

LEBANON CITY SCHOOL DISTRICT

Disbursement Summary Report

Reference Number	Check Number	Type	Date	Name	Vendor #	Status	Reconcile Date	Void Date	Amount
		BLE		VIDEO					
39971	181744	ACCOUNTS_PAYA	9/22/2022	BALAGUER	809933	OUTSTANDING			\$ 593.00
		BLE		CATALA; VICTOR					
40021	181745	ACCOUNTS_PAYA	9/22/2022	BEAL; JOE	20230	RECONCILED	9/30/2022		13.13
		BLE							
39983	181746	ACCOUNTS_PAYA	9/22/2022	BORGMAN	807367	RECONCILED	9/30/2022		1,800.00
		BLE		ATHLETICS GROUP, LLC					
39999	181747	ACCOUNTS_PAYA	9/22/2022	BRUNK; ALEX	802936	OUTSTANDING			37.87
		BLE							
40002	181748	ACCOUNTS_PAYA	9/22/2022	BURGER; NICOLE	21035	OUTSTANDING			390.00
		BLE							
40001	181749	ACCOUNTS_PAYA	9/22/2022	BUTLER; SCOTT	21137	RECONCILED	9/30/2022		75.31
		BLE							
39941	181750	ACCOUNTS_PAYA	9/22/2022	CAROLINA BIOLOGICAL SUPPLY CO.	30187	RECONCILED	9/30/2022		1,370.79
		BLE							
39945	181751	ACCOUNTS_PAYA	9/22/2022	CENGAGE LEARNING INC/GALE	808462	RECONCILED	9/30/2022		4,328.36
		BLE							
39980	181752	ACCOUNTS_PAYA	9/22/2022	CHAMBERLAIN; PAULA	30470	RECONCILED	9/30/2022		12.50
		BLE							
39956	181753	ACCOUNTS_PAYA	9/22/2022	CINCINNATI OCCUPATIONAL THERAPY INSTITUTE	809884	OUTSTANDING			249.00
		BLE							
39984	181754	ACCOUNTS_PAYA	9/22/2022	CINTAS	30810	RECONCILED	9/30/2022		103.08
		BLE							
39998	181755	ACCOUNTS_PAYA	9/22/2022	COLONIAL OIL INDUSTRIES, INC.	809583	RECONCILED	9/30/2022		32,532.42
		BLE							
39946	181756	ACCOUNTS_PAYA	9/22/2022	CTL CORPORATION	806880	RECONCILED	9/30/2022		41.00
		BLE							
40008	181757	ACCOUNTS_PAYA	9/22/2022	DELL MARKETING L.P.	40323	RECONCILED	9/30/2022		541.22
		BLE							
40020	181758	ACCOUNTS_PAYA	9/22/2022	DONUT SHOP	40670	OUTSTANDING			10.80
		BLE							
39952	181759	ACCOUNTS_PAYA	9/22/2022	DORN'S BUSINESS SOLUTIONS	40690	RECONCILED	9/30/2022		1,519.81
		BLE							
39944	181760	ACCOUNTS_PAYA	9/22/2022	EAST MAIN PRODUCTIONS	808122	OUTSTANDING			688.50
		BLE							
39989	181761	ACCOUNTS_PAYA	9/22/2022	Everitt; Chad/Julie	808976	OUTSTANDING			6.75
		BLE							
40015	181762	ACCOUNTS_PAYA	9/22/2022	FLINT; AMY	808116	RECONCILED	9/30/2022		11.25
		BLE							
39974	181763	ACCOUNTS_PAYA	9/22/2022	FLOWERS FROM THE RAFTERS	807735	RECONCILED	9/30/2022		282.50
		BLE							

Start Date: 09/01/2022

End Date: 09/30/2022

LEBANON CITY SCHOOL DISTRICT

Disbursement Summary Report

Reference Number	Check Number	Type	Date	Name	Vendor #	Status	Reconcile Date	Void Date	Amount
39960	181764	ACCOUNTS_PAYA BLE	9/22/2022	FOLEY- OBREBSKI, JEAN ANN	807431	RECONCILED	9/30/2022		\$ 30.00
39996	181765	ACCOUNTS_PAYA BLE	9/22/2022	FOUR SEASONS ENVIROMENTAL INC	60445	RECONCILED	9/30/2022		4,102.00
39977	181766	ACCOUNTS_PAYA BLE	9/22/2022	FRANK; ANNA	806490	RECONCILED	9/30/2022		59.94
39961	181767	ACCOUNTS_PAYA BLE	9/22/2022	GOPHER SPORT & STEM SUPPLIES	70430	RECONCILED	9/30/2022		2,770.27
39987	181768	ACCOUNTS_PAYA BLE	9/22/2022	GORDON FOOD SERVICE	70449	RECONCILED	9/30/2022		19.42
39930	181769	ACCOUNTS_PAYA BLE	9/22/2022	GRALER; MARK	70530	RECONCILED	9/30/2022		293.19
39957	181770	ACCOUNTS_PAYA BLE	9/22/2022	HAUER MUSIC	807434	RECONCILED	9/30/2022		825.00
39991	181771	ACCOUNTS_PAYA BLE	9/22/2022	HODGES; KRISTEN	806523	OUTSTANDING			8.00
39950	181772	ACCOUNTS_PAYA BLE	9/22/2022	HOME DEPOT CREDIT SERVICES	80907	RECONCILED	9/30/2022		161.72
39966	181773	ACCOUNTS_PAYA BLE	9/22/2022	INTRADO INTERACTIVE SRVCS CORP	809108	RECONCILED	9/30/2022		11,025.16
39975	181774	ACCOUNTS_PAYA BLE	9/22/2022	J.W. PEPPER & SON INC.	802092	RECONCILED	9/30/2022		66.90
39958	181775	ACCOUNTS_PAYA BLE	9/22/2022	JOSEPH LAVELLE	809904	RECONCILED	9/30/2022		904.00
39932	181776	ACCOUNTS_PAYA BLE	9/22/2022	KLOSTERMAN BAKING COMPANY	803558	RECONCILED	9/30/2022		2,106.87
39954	181777	ACCOUNTS_PAYA BLE	9/22/2022	KOCH REFRIGERATION CO.	110442	RECONCILED	9/30/2022		151.25
39963	181778	ACCOUNTS_PAYA BLE	9/22/2022	KOENIG EQUIPMENT	808194	RECONCILED	9/30/2022		21.52
40011	181779	ACCOUNTS_PAYA BLE	9/22/2022	KRIES; DANIELLE	110542	OUTSTANDING			45.10
39931	181780	ACCOUNTS_PAYA BLE	9/22/2022	KROGER CO.	110545	RECONCILED	9/30/2022		1,210.80
39964	181781	ACCOUNTS_PAYA BLE	9/22/2022	Lebanon Optimist Club	801894	RECONCILED	9/30/2022		31.25
39972	181782	ACCOUNTS_PAYA BLE	9/22/2022	LEEVEER; MICHELLE	807711	OUTSTANDING			569.20
39990	181783	ACCOUNTS_PAYA BLE	9/22/2022	LINEHAUL HEAVY DUTY LLC	805272	RECONCILED	9/30/2022		320.30
39978	181784	ACCOUNTS_PAYA BLE	9/22/2022	MARTIN; AMANDA	809343	RECONCILED	9/30/2022		205.82

Start Date: 09/01/2022

End Date: 09/30/2022

LEBANON CITY SCHOOL DISTRICT

Disbursement Summary Report

Reference Number	Check Number	Type	Date	Name	Vendor #	Status	Reconcile Date	Void Date	Amount
39992	181785	ACCOUNTS_PAYA BLE	9/22/2022	MCHENRY; SHERI	130745	OUTSTANDING			\$ 56.00
40013	181786	ACCOUNTS_PAYA BLE	9/22/2022	MIAMI COUNTY ESC	807526	RECONCILED	9/30/2022		175.00
39981	181787	ACCOUNTS_PAYA BLE	9/22/2022	MINUTEMAN PRESS	131320	RECONCILED	9/30/2022		193.62
39973	181788	ACCOUNTS_PAYA BLE	9/22/2022	MORGAN OROSCO	809925	RECONCILED	9/30/2022		1,500.00
39959	181789	ACCOUNTS_PAYA BLE	9/22/2022	MUSIC SALES DIGITAL SERVICES	809560	OUTSTANDING			2,099.00
39985	181790	ACCOUNTS_PAYA BLE	9/22/2022	MUSSER EXCAVATING	801796	OUTSTANDING			2,950.00
39994	181791	ACCOUNTS_PAYA BLE	9/22/2022	NCS PEARSON, INC.	802850	RECONCILED	9/30/2022		8,100.00
39936	181792	ACCOUNTS_PAYA BLE	9/22/2022	O'REILLY AUTO PARTS	808521	OUTSTANDING			259.11
39997	181793	ACCOUNTS_PAYA BLE	9/22/2022	O.A.S.B.O.	150112	OUTSTANDING			200.00
39955	181794	ACCOUNTS_PAYA BLE	9/22/2022	OAEA	140896	OUTSTANDING			330.00
39938	181795	ACCOUNTS_PAYA BLE	9/22/2022	OAEP	140893	OUTSTANDING			50.00
39962	181796	ACCOUNTS_PAYA BLE	9/22/2022	OASSA - OH ASSOCIATION OF	150105	RECONCILED	9/30/2022		295.00
40004	181797	ACCOUNTS_PAYA BLE	9/22/2022	OFFICE DEPOT, INC.	150080	RECONCILED	9/30/2022		2.04
39993	181798	ACCOUNTS_PAYA BLE	9/22/2022	PATRIOT TEAM DISTRIBUTING INC	804196	OUTSTANDING			41.45
39970	181799	ACCOUNTS_PAYA BLE	9/22/2022	PETROCHOICE OHIO	804199	OUTSTANDING			1,431.01
40007	181800	ACCOUNTS_PAYA BLE	9/22/2022	PICKREL BROS. INC.	160350	RECONCILED	9/30/2022		1,115.42
39986	181801	ACCOUNTS_PAYA BLE	9/22/2022	PRIEST; KATHLEEN	160659	OUTSTANDING			65.00
39940	181802	ACCOUNTS_PAYA BLE	9/22/2022	PURE WATER PARTNERS	809135	OUTSTANDING			4,117.00
40012	181803	ACCOUNTS_PAYA BLE	9/22/2022	QBS LLC	808908	RECONCILED	9/30/2022		3,190.00
40005	181804	ACCOUNTS_PAYA BLE	9/22/2022	QUAVERED INC.	809561	OUTSTANDING			1,680.00
39948	181805	ACCOUNTS_PAYA BLE	9/22/2022	REITER DAIRY	809091	RECONCILED	9/30/2022		1,815.98
39988	181806	ACCOUNTS_PAYA BLE	9/22/2022	ROCHESTER 100 INC.	803358	RECONCILED	9/30/2022		22.50
40009	181807	ACCOUNTS_PAYA BLE	9/22/2022	ROTELLO; ALISHA	804961	OUTSTANDING			14.06

Start Date: 09/01/2022

End Date: 09/30/2022

LEBANON CITY SCHOOL DISTRICT

Disbursement Summary Report

Reference Number	Check Number	Type	Date	Name	Vendor #	Status	Reconcile Date	Void Date	Amount
39976	181808	ACCOUNTS_PAYA	9/22/2022	RUMPKE OF	804873	RECONCILED	9/30/2022		\$ 614.20
		BLE		OHIO INC.					
40010	181809	ACCOUNTS_PAYA	9/22/2022	SAFETY-KLEEN	804198	RECONCILED	9/30/2022		397.00
		BLE		SYSTEMS INC.					
39979	181810	ACCOUNTS_PAYA	9/22/2022	SCHNEIDER	802356	RECONCILED	9/30/2022		1,841.00
		BLE		ELECTRIC					
39934	181811	ACCOUNTS_PAYA	9/22/2022	SCHOOL HEALTH	190388	RECONCILED	9/30/2022		395.00
		BLE		CORPORATION					
39937	181812	ACCOUNTS_PAYA	9/22/2022	SECURE	807870	RECONCILED	9/30/2022		18,086.25
		BLE		TRANSPORTATIO					
				N					
40003	181813	ACCOUNTS_PAYA	9/22/2022	SNELL; DEBBIE	808520	OUTSTANDING			4.69
		BLE							
40016	181814	ACCOUNTS_PAYA	9/22/2022	SOUTHERN OHIO	808724	OUTSTANDING			106.99
		BLE		PIZZA INC					
40000	181815	ACCOUNTS_PAYA	9/22/2022	STERLING PAPER	191837	RECONCILED	9/30/2022		4,668.00
		BLE		COMPANY					
39947	181816	ACCOUNTS_PAYA	9/22/2022	STEVENS;	191838	OUTSTANDING			180.92
		BLE		KIMBERLY					
39965	181817	ACCOUNTS_PAYA	9/22/2022	SWOCA	21110	RECONCILED	9/30/2022		30,825.00
		BLE							
40018	181818	ACCOUNTS_PAYA	9/22/2022	TAUNJA	809928	OUTSTANDING			1,080.00
		BLE		KRUCKEBERG					
40006	181819	ACCOUNTS_PAYA	9/22/2022	TEACHER DIRECT	807245	OUTSTANDING			245.68
		BLE							
40017	181820	ACCOUNTS_PAYA	9/22/2022	THE GUARD	809944	RECONCILED	9/30/2022		339.78
		BLE		ROOM					
39951	181821	ACCOUNTS_PAYA	9/22/2022	THE OHIO STATE	150316	OUTSTANDING			200.00
		BLE		UNIVERSITY					
39933	181822	ACCOUNTS_PAYA	9/22/2022	TIBBS; PAT	200210	RECONCILED	9/30/2022		136.63
		BLE							
39967	181823	ACCOUNTS_PAYA	9/22/2022	TREASURER OF	520037	OUTSTANDING			984.00
		BLE		STATE					
39953	181824	ACCOUNTS_PAYA	9/22/2022	TRESONA	809558	RECONCILED	9/30/2022		1,380.00
		BLE		MULTIMEDIA;					
				LLC					
39949	181825	ACCOUNTS_PAYA	9/22/2022	W.R. HACKETT,	804035	RECONCILED	9/30/2022		4,364.07
		BLE		INC.					
39943	181826	ACCOUNTS_PAYA	9/22/2022	WARREN	901055	RECONCILED	9/30/2022		1,508.00
		BLE		COUNTY ESC					
39942	181827	ACCOUNTS_PAYA	9/22/2022	WARREN	230196	RECONCILED	9/30/2022		16,019.29
		BLE		COUNTY ESC					
40019	181828	ACCOUNTS_PAYA	9/22/2022	WHITNEY;	805975	OUTSTANDING			11.00
		BLE		RHONDA					
39968	181829	ACCOUNTS_PAYA	9/22/2022	WHITSEL,	803072	OUTSTANDING			42.50
		BLE		KARRIE					
39969	181830	ACCOUNTS_PAYA	9/22/2022	WILLIAM H.	230592	RECONCILED	9/30/2022		797.72
		BLE		SADLER INC.					

Start Date: 09/01/2022

End Date: 09/30/2022

LEBANON CITY SCHOOL DISTRICT

Disbursement Summary Report

Reference Number	Check Number	Type	Date	Name	Vendor #	Status	Reconcile Date	Void Date	Amount
40014	181831	ACCOUNTS_PAYA BLE	9/22/2022	YMCA CAMP CAMPBELL GARD	250095	RECONCILED	9/30/2022		\$ 6,050.00
40029	181832	REFUND	9/26/2022	WRIGHT STATE UNIVERSITY	804452	OUTSTANDING			1,850.00
40100	181833	ACCOUNTS_PAYA BLE	9/29/2022	ACADEMIC THERAPY PUBLICATIONS	801895	OUTSTANDING			265.10
40084	181834	ACCOUNTS_PAYA BLE	9/29/2022	ACE RADIATOR INC.	808557	OUTSTANDING			1,263.29
40109	181835	ACCOUNTS_PAYA BLE	9/29/2022	ADAMS; COREY	10271	OUTSTANDING			180.00
40093	181836	ACCOUNTS_PAYA BLE	9/29/2022	ALCOR SUPPLY COMPANY	809425	OUTSTANDING			894.30
40058	181837	ACCOUNTS_PAYA BLE	9/29/2022	AMAZON CAPITAL SERVICES	808695	OUTSTANDING			7,655.79
40079	181838	ACCOUNTS_PAYA BLE	9/29/2022	AMERICAN EXPRESS	803768	OUTSTANDING			755.00
40043	181839	ACCOUNTS_PAYA BLE	9/29/2022	ANDERSON ATHLETICS	809945	OUTSTANDING			275.00
40124	181840	ACCOUNTS_PAYA BLE	9/29/2022	APPLE INC.	10920	OUTSTANDING			300.00
40115	181841	ACCOUNTS_PAYA BLE	9/29/2022	ARROWHEAD ENGINEERED PRODUCTS	809622	OUTSTANDING			33.00
40088	181842	ACCOUNTS_PAYA BLE	9/29/2022	BALLOON WORKS	805458	OUTSTANDING			3,287.00
40123	181843	ACCOUNTS_PAYA BLE	9/29/2022	BAND SHOPPE	805593	OUTSTANDING			4,360.75
40104	181844	ACCOUNTS_PAYA BLE	9/29/2022	BARGER; HOLLY	808674	OUTSTANDING			49.55
40105	181845	ACCOUNTS_PAYA BLE	9/29/2022	BILLMAIER; NOAH	809941	OUTSTANDING			180.00
40063	181846	ACCOUNTS_PAYA BLE	9/29/2022	BLICK ART MATERIALS	20520	OUTSTANDING			175.00
40073	181847	ACCOUNTS_PAYA BLE	9/29/2022	BRANT'S LLC	808907	OUTSTANDING			131.97
40136	181848	ACCOUNTS_PAYA BLE	9/29/2022	BRICKER & ECKLER LLP	20810	OUTSTANDING			1,747.50
40139	181849	ACCOUNTS_PAYA BLE	9/29/2022	BSN SPORTS , LLC	20920	OUTSTANDING			2,308.80
40081	181850	ACCOUNTS_PAYA BLE	9/29/2022	BULK BOOKSTORE	808620	OUTSTANDING			1,198.03
40125	181851	ACCOUNTS_PAYA BLE	9/29/2022	Butler, Ray	804589	OUTSTANDING			500.00
40096	181852	ACCOUNTS_PAYA BLE	9/29/2022	CALLAHAN; RANDY	30048	OUTSTANDING			25.00
40098	181853	ACCOUNTS_PAYA	9/29/2022	CALVERT; HEIDI	801868	OUTSTANDING			11.00

Start Date: 09/01/2022

End Date: 09/30/2022

LEBANON CITY SCHOOL DISTRICT

Disbursement Summary Report

Reference Number	Check Number	Type	Date	Name	Vendor #	Status	Reconcile Date	Void Date	Amount
40101	181854	BLE ACCOUNTS_PAYA	9/29/2022	CARISSA GEORGE	809920	OUTSTANDING			\$ 750.00
40122	181855	BLE ACCOUNTS_PAYA	9/29/2022	CBTS	20563	OUTSTANDING			43.72
40112	181856	BLE ACCOUNTS_PAYA	9/29/2022	CDW GOVERNMENT INC.	30015	OUTSTANDING			400.79
40135	181857	BLE ACCOUNTS_PAYA	9/29/2022	CINCINNATI BELL	802604	OUTSTANDING			907.32
40117	181858	BLE ACCOUNTS_PAYA	9/29/2022	CINCINNATI BELL	20566	OUTSTANDING			915.24
40118	181859	BLE ACCOUNTS_PAYA	9/29/2022	CINCINNATI BELL	802777	OUTSTANDING			153.19
40077	181860	BLE ACCOUNTS_PAYA	9/29/2022	CINTAS	30810	OUTSTANDING			103.08
40107	181861	BLE ACCOUNTS_PAYA	9/29/2022	CITY OF LEBANON	120620	OUTSTANDING			150.00
40051	181862	BLE ACCOUNTS_PAYA	9/29/2022	CONSTELLATION NEWENERGY	806528	OUTSTANDING			6,632.69
40078	181863	BLE ACCOUNTS_PAYA	9/29/2022	CORPORATE DOCUMENT SOLUTIONS	31381	OUTSTANDING			33.82
40039	181864	BLE ACCOUNTS_PAYA	9/29/2022	CULLIGAN	31760	OUTSTANDING			212.30
40038	181865	BLE ACCOUNTS_PAYA	9/29/2022	DANIEL F. JONES; CONTRACTOR	802983	OUTSTANDING			1,150.00
40067	181866	BLE ACCOUNTS_PAYA	9/29/2022	DAYTON HISTORY AT	804082	VOID		9/29/2022	2,040.00
40138	181867	BLE ACCOUNTS_PAYA	9/29/2022	DELL MARKETING L.P.	40323	OUTSTANDING			98.20
40126	181868	BLE ACCOUNTS_PAYA	9/29/2022	DONUT SHOP	40670	OUTSTANDING			10.80
40068	181869	BLE ACCOUNTS_PAYA	9/29/2022	DORN'S BUSINESS SOLUTIONS	40690	OUTSTANDING			436.82
40106	181870	BLE ACCOUNTS_PAYA	9/29/2022	ECONOMICS CENTER	802901	OUTSTANDING			740.00
40114	181871	BLE ACCOUNTS_PAYA	9/29/2022	ERVIN EDUCATIONAL CONSULTING	808558	OUTSTANDING			3,000.00
40086	181872	BLE ACCOUNTS_PAYA	9/29/2022	EVOLUTION CREATIVE SOLUTIONS	809960	OUTSTANDING			1,053.73
40132	181873	BLE ACCOUNTS_PAYA	9/29/2022	FACILITIES MANAGEMENT EXPRESS	808915	OUTSTANDING			567.00
40092	181874	ACCOUNTS_PAYA	9/29/2022	FLINN	60300	OUTSTANDING			531.52

Start Date: 09/01/2022

End Date: 09/30/2022

LEBANON CITY SCHOOL DISTRICT

Disbursement Summary Report

Reference Number	Check Number	Type	Date	Name	Vendor #	Status	Reconcile Date	Void Date	Amount
		BLE		SCIENTIFIC, INC.					
40075	181875	ACCOUNTS_PAYA	9/29/2022	FRONTLINE	808652	OUTSTANDING			\$ 17,123.17
		BLE		TECHNOLOGIES					
40134	181876	ACCOUNTS_PAYA	9/29/2022	HALLIE MARTIN	809922	OUTSTANDING			667.00
		BLE							
40127	181877	ACCOUNTS_PAYA	9/29/2022	HAUER MUSIC	807434	OUTSTANDING			459.85
		BLE							
40095	181878	ACCOUNTS_PAYA	9/29/2022	HEALY AWARDS	801927	OUTSTANDING			63.10
		BLE		INC.					
40053	181879	ACCOUNTS_PAYA	9/29/2022	HELTON;	809158	OUTSTANDING			600.00
		BLE		DEBORAH					
40103	181880	ACCOUNTS_PAYA	9/29/2022	HENRY SCHEIN	801880	OUTSTANDING			544.10
		BLE		INC.					
40056	181881	ACCOUNTS_PAYA	9/29/2022	HERSHEY	804945	OUTSTANDING			971.89
		BLE		CREAMERY					
				COMPANY					
40057	181882	ACCOUNTS_PAYA	9/29/2022	HIDDEN VALLY	808708	OUTSTANDING			2,280.00
		BLE		ORCHARDS					
40110	181883	ACCOUNTS_PAYA	9/29/2022	HOLTKAMP;	808338	OUTSTANDING			19.00
		BLE		MAGGIE					
40040	181884	ACCOUNTS_PAYA	9/29/2022	HOME DEPOT	80907	OUTSTANDING			257.51
		BLE		CREDIT					
				SERVICES					
40128	181885	ACCOUNTS_PAYA	9/29/2022	HOPE4UTAH	809956	OUTSTANDING			178.21
		BLE							
40113	181886	ACCOUNTS_PAYA	9/29/2022	INSTITUTE FOR	807144	OUTSTANDING			3,947.58
		BLE		MULTI-SENSORY					
40060	181887	ACCOUNTS_PAYA	9/29/2022	J.W. PEPPER &	802092	OUTSTANDING			1,417.67
		BLE		SON INC.					
40121	181888	ACCOUNTS_PAYA	9/29/2022	JESSE SLUSHER	809906	OUTSTANDING			3,003.00
		BLE							
40066	181889	ACCOUNTS_PAYA	9/29/2022	JOHNSON,	806873	OUTSTANDING			625.00
		BLE		JOSHUA					
40091	181890	ACCOUNTS_PAYA	9/29/2022	KOENIG	808194	OUTSTANDING			5.99
		BLE		EQUIPMENT					
40052	181891	ACCOUNTS_PAYA	9/29/2022	KOI AUTO PARTS	120430	OUTSTANDING			78.79
		BLE							
40061	181892	ACCOUNTS_PAYA	9/29/2022	KURTZ BROS.	110570	OUTSTANDING			3,354.71
		BLE		INC.					
40037	181893	ACCOUNTS_PAYA	9/29/2022	LANGDON;	809961	OUTSTANDING			633.04
		BLE		JENNIFER					
40089	181894	ACCOUNTS_PAYA	9/29/2022	LOWE'S	121095	OUTSTANDING			652.05
		BLE							
40119	181895	ACCOUNTS_PAYA	9/29/2022	MANSELL,	805531	OUTSTANDING			10.00
		BLE		VICTORIA					
40083	181896	ACCOUNTS_PAYA	9/29/2022	MCGRAW-HILL	806332	OUTSTANDING			278.56
		BLE		SCHOOL					
				EDUCATION					

Start Date: 09/01/2022

End Date: 09/30/2022

LEBANON CITY SCHOOL DISTRICT

Disbursement Summary Report

Reference Number	Check Number	Type	Date	Name	Vendor #	Status	Reconcile Date	Void Date	Amount
40080	181897	ACCOUNTS_PAYA BLE	9/29/2022	MINUTEMAN PRESS	131320	OUTSTANDING			\$ 2,247.51
40129	181898	ACCOUNTS_PAYA BLE	9/29/2022	MODERN LEASING	806608	OUTSTANDING			12,088.29
40072	181899	ACCOUNTS_PAYA BLE	9/29/2022	MODERN MUSIC METHODS	131485	OUTSTANDING			1,300.88
40090	181900	ACCOUNTS_PAYA BLE	9/29/2022	MODERN OFFICE METHODS	131480	OUTSTANDING			261.52
40041	181901	ACCOUNTS_PAYA BLE	9/29/2022	N2Y LLC	802186	OUTSTANDING			14,794.22
40047	181902	ACCOUNTS_PAYA BLE	9/29/2022	NASSP	140283	OUTSTANDING			1,135.00
40085	181903	ACCOUNTS_PAYA BLE	9/29/2022	NCS PEARSON INC.	801930	OUTSTANDING			102.50
40130	181904	ACCOUNTS_PAYA BLE	9/29/2022	NSAF	809963	OUTSTANDING			250.00
40087	181905	ACCOUNTS_PAYA BLE	9/29/2022	O'REILLY AUTO PARTS	808521	OUTSTANDING			9.02
40069	181906	ACCOUNTS_PAYA BLE	9/29/2022	OHIO CAT	808222	OUTSTANDING			64.08
40131	181907	ACCOUNTS_PAYA BLE	9/29/2022	OHIO SCHOOL BUS MECHANICS ASSN	808193	OUTSTANDING			215.00
40046	181908	ACCOUNTS_PAYA BLE	9/29/2022	PALMIERI; SUSAN	160045	OUTSTANDING			33.50
40116	181909	ACCOUNTS_PAYA BLE	9/29/2022	PANTLING; KEITH	809109	OUTSTANDING			83.75
40042	181910	ACCOUNTS_PAYA BLE	9/29/2022	PATRIOT TEAM DISTRIBUTING INC	804196	OUTSTANDING			81.86
40062	181911	ACCOUNTS_PAYA BLE	9/29/2022	PATTERSON POPE	808185	OUTSTANDING			296.76
40102	181912	ACCOUNTS_PAYA BLE	9/29/2022	PHILLIPS SUPPLY CO.	160320	OUTSTANDING			2,667.35
40048	181913	ACCOUNTS_PAYA BLE	9/29/2022	PITNEY BOWES GLOBAL FINANCIAL	160434	OUTSTANDING			231.24
40055	181914	ACCOUNTS_PAYA BLE	9/29/2022	REITER DAIRY	809091	OUTSTANDING			1,929.63
40065	181915	ACCOUNTS_PAYA BLE	9/29/2022	ROBERTS; AREN	809341	OUTSTANDING			625.00
40120	181916	ACCOUNTS_PAYA BLE	9/29/2022	RUMPKE OF OHIO INC.	804873	OUTSTANDING			1,428.00
40070	181917	ACCOUNTS_PAYA BLE	9/29/2022	S&S SCHOOL BUS SEATS AND PARTS	809582	OUTSTANDING			806.91
40111	181918	ACCOUNTS_PAYA BLE	9/29/2022	SCANTRON CORPORATION	140041	OUTSTANDING			307.05

Start Date: 09/01/2022

End Date: 09/30/2022

LEBANON CITY SCHOOL DISTRICT

Disbursement Summary Report

Reference Number	Check Number	Type	Date	Name	Vendor #	Status	Reconcile Date	Void Date	Amount
40064	181919	ACCOUNTS_PAYA BLE	9/29/2022	SCHOLASTIC MAGAZINES	190326	OUTSTANDING			\$ 1,150.66
40094	181920	ACCOUNTS_PAYA BLE	9/29/2022	SCHOOL HEALTH CORPORATION	190388	OUTSTANDING			108.70
40076	181921	ACCOUNTS_PAYA BLE	9/29/2022	SCOTT'S AWARDS, INC.	804910	OUTSTANDING			393.97
40059	181922	ACCOUNTS_PAYA BLE	9/29/2022	SILCO FIRE & SECURITY	191013	OUTSTANDING			2,733.50
40054	181923	ACCOUNTS_PAYA BLE	9/29/2022	SILCOX; DAVE	807279	OUTSTANDING			268.37
40108	181924	ACCOUNTS_PAYA BLE	9/29/2022	SLAVENS; ISAAC	809562	OUTSTANDING			625.00
40049	181925	ACCOUNTS_PAYA BLE	9/29/2022	SOUTHWEST OHIO COUNCIL	808737	OUTSTANDING			1,024.89
40097	181926	ACCOUNTS_PAYA BLE	9/29/2022	STAPLES BUSINESS ADVANTAGE	804156	OUTSTANDING			92.76
40044	181927	ACCOUNTS_PAYA BLE	9/29/2022	SWOCA	21110	OUTSTANDING			30,081.75
40074	181928	ACCOUNTS_PAYA BLE	9/29/2022	TAYLOR BROTHERS DOOR LOCK LLC	809954	OUTSTANDING			15,667.29
40137	181929	ACCOUNTS_PAYA BLE	9/29/2022	TEACHER CREATED RESOURCES	200065	OUTSTANDING			71.96
40050	181930	ACCOUNTS_PAYA BLE	9/29/2022	THE CITY OF LEBANON	30841	OUTSTANDING			1,787.50
40099	181931	ACCOUNTS_PAYA BLE	9/29/2022	VERNIER SOFTWARE	220129	OUTSTANDING			149.00
40045	181932	ACCOUNTS_PAYA BLE	9/29/2022	W.R. HACKETT, INC.	804035	OUTSTANDING			387.95
40036	181933	ACCOUNTS_PAYA BLE	9/29/2022	WARREN COUNTY ESC	230196	OUTSTANDING			326,183.92
40082	181934	ACCOUNTS_PAYA BLE	9/29/2022	WIPEBOOK CORP	809962	OUTSTANDING			355.43
40133	181935	ACCOUNTS_PAYA BLE	9/29/2022	WOOD, CASEY	806931	OUTSTANDING			16.50
40071	181936	ACCOUNTS_PAYA BLE	9/29/2022	ZOLNIER; MELANIE	807920	OUTSTANDING			191.00
40143	181937	ACCOUNTS_PAYA BLE	9/29/2022	DAYTON HISTORY AT	804082	OUTSTANDING			520.00
40141	181938	ACCOUNTS_PAYA BLE	9/29/2022	DAYTON HISTORY AT	804082	OUTSTANDING			520.00
40140	181939	ACCOUNTS_PAYA BLE	9/29/2022	DAYTON HISTORY AT	804082	OUTSTANDING			485.00
40142	181940	ACCOUNTS_PAYA BLE	9/29/2022	DAYTON HISTORY AT	804082	OUTSTANDING			515.00
40144	181941	ACCOUNTS_PAYA	9/30/2022	U.S. BANK	50555	OUTSTANDING			33.98

LEBANON CITY SCHOOL DISTRICT

Disbursement Summary Report

Reference Number	Check Number	Type	Date	Name	Vendor #	Status	Reconcile Date	Void Date	Amount
40147	181942	BLE ACCOUNTS_PAYA BLE	9/30/2022	THE BUILDING	809965	OUTSTANDING			\$ 350.00
Grand Total									\$ 5,774,980.54

**Lebanon City School District
Bank Reconciliation
September 30, 2022**

BANK ACCOUNTS

LCNB - OPERATING ACCOUNT	\$21,136,443.98
CHANGE FUNDS	\$60.00
ARBITER PAY START UP DEPOSIT	\$35,541.00

INVESTMENT ACCOUNTS

STAR OHIO - GENERAL (33648)	\$3,825,854.05
STAR OHIO - BOND RETIREMENT (33540)	\$132,889.70
STAR OHIO - CAPITAL PROJECTS (34814)	\$518,374.69
STAR OHIO - DOMINOS/ROSALIE SATCHELL SCHOLARSHIP (68824)	\$8,380.10
STAR OHIO - EXPENDABLE TRUST SCHOLARSHIPS (68988)	\$16,274.70
STAR OHIO - NONEXPENDABLE TRUST SCHOLARSHIPS (68979)	\$14,764.49
STAR OHIO - AUDREY AILEEN KITE SCHOLARSHIP (76499)	\$143,802.28
RED TREE INVESTMENT FUND	\$2,276,864.26
HUNTINGTON MONEY MARKET - 1041007845	\$4,340,343.42
HUNTINGTON MONEY MARKET - 1041010751	\$99,697.19
HUNTINGTON - 0242	\$1,119,076.16
HUNTINGTON - MONEY MARKET LOUISA JUREY WRIGHT (HCS021671) (NetXInvestor)	\$22,263.18
HUNTINGTON - MONEY MARKET GENERAL ACCOUNT (HCS021663) (NetXInvestor)	\$20,455.01
HUNTINGTON - HCS 020095 (NetXInvestor)	\$672.80
HUNTINGTON - HCS 020103 (NetXInvestor)	\$17,592,218.05

TOTAL \$51,303,975.06

OUTSTANDING CHECKS

O/S CHECKS - LCNB OPERATING	(\$563,852.51)
-----------------------------	----------------

BANK ADJUSTMENTS

LCNB PAYROLL BANK ACCT - INTEREST TO BE TRANSFERRED TO OPERATING ACCT	3.90
---	------

DEPOSITS IN TRANSIT

Account Analysis Charge from Payroll (September)	(\$61.16)
--	-----------

ADJUSTED BANK BALANCE

\$50,740,065.29

BOOK BALANCE / ADJUSTMENTS

BOOK BALANCE

50,771,853.73

(\$0.00)

Returned Duplicate Check #180838	(\$26,327.25)
Returned Duplicate Check #180705	(\$13.98)
Returned Duplicate Check #180873	(\$4,117.00)
Returned Duplicate Check #180720	(\$132.21)
Returned Duplicate Check #180782	(\$975.00)
Chargeback	(\$175.00)
Chargeback	(\$48.00)

ADJUSTED BOOK BALANCE

\$50,740,065.29

TIES TO FUND BALANCE ON CASH SUMMARY REPORT

Reviewed By: Haven Ervin Date: 10/11/22

Lebanon City School District
Payroll Reconciliation
September 30, 2022

LCNB Payroll Account - Current Balance	47,669.22
Outstanding Checks	
O/S Checks - LCNB Payroll	(46,641.65)
Deposits in Transit	
Transfer from Operating Account to Cover Account Analysis Charge (September)	61.16
Adjusted Bank Balance	1,088.73
Adjustments	
Interest for September	(3.90)
Refund of SERS for Nicholas Hummel (Processed in June, paid to SERS in July)	590.08
Additional Ohio state tax from Nicholas Hummel refund	0.30
H.S.A. funds - overwithheld and overtransferred to Payroll. (will be adjusted on 10/20 pa	(647.00)
SunLife Disability - overwithheld and overtransferred to Payroll. (will be adjusted on 10/	(105.34)
SunLife Critical - overwithheld and overtransferred to Payroll. (will be adjusted on 10/20	(18.91)
SunLife Accident - overwithheld and overtransferred to Payroll. (will be adjusted on 10/2	(16.98)
Employee overpaid - employee paid back net pay, to be transferred to OP	(759.90)
Theis - Federal Tax (transferred more than what was paid)	(41.49)
Theis - State tax (transferred more than what was paid)	(11.58)
Theis - SERS (transferred more than what was paid)	(91.34)
Theis - City of Lebanon	(9.13)
Theis - Medicare board portion	(13.24)
State tax (special pay)	(0.30)
H.S.A. adjustment (transferred less than what was paid)	40.00
Adjusted Balance	(0.00)

Reconciliation Reviewed By: Karen Ervin

Lebanon City School District
Investment Report
For the Month Ending September 30, 2022

Type	Issuer	Cost	Coupon Rate	Maturity Date	Purchase Date	Yield to Maturity	Days to Maturity	Market Value
FHLB Note (3130APXH3)	Red Tree Investments	135,000.00	0.80%	11/27/2023	11/29/2021	2.00%	423	129,467.00
FHLM Note (3137EAFA2)	Red Tree Investments	99,868.00	0.25%	12/4/2023	3/5/2021	0.30%	430	95,426.63
FHLM Note (3130ATBL0)	Red Tree Investments	59,959.74	3.63%	12/8/2023	9/8/2022	3.68%	434	59,429.43
FHLB Note (3130ALSG0)	Red Tree Investments	64,909.65	0.25%	3/8/2024	5/24/2021	0.30%	525	61,365.24
FHLB Note (3130APH65)	Red Tree Investments	105,000.00	0.61%	10/25/2024	10/25/2021	0.61%	756	96,874.43
FHLB Note (3130APQ81)	Red Tree Investments	100,000.00	1.00%	11/8/2024	11/8/2021	2.89%	770	92,726.54
FHLM Note (3134GWZV1)	Red Tree Investments	95,000.00	0.65%	10/22/2025	10/23/2020	0.65%	1,118	84,811.40
FHLB Note (3130ALKB9)	Red Tree Investments	90,000.00	0.75%	3/17/2026	3/17/2021	1.09%	1,264	80,417.17
US Treasury Note (91282CAW1)	Red Tree Investments	129,258.59	0.25%	11/15/2023	11/15/2021	1.95%	411	124,261.67
US Treasury Note (91282CBE0)	Red Tree Investments	158,562.50	0.13%	1/15/2024	10/25/2021	0.53%	472	151,675.04
US Treasury Note (9128283P3)	Red Tree Investments	78,968.75	2.25%	12/31/2024	4/21/2022	2.75%	823	76,628.16
US Treasury Bill (912796R27)	Red Tree Investments	99,615.78	0.00%	12/29/2022	12/30/2021	0.38%	90	99,226.30
Certificate of Deposit (856285TF8)	Red Tree Investments	247,132.00	1.60%	4/29/2025	4/29/2020	4.80%	942	231,639.44
Commerical Paper (53948BMG1)	Red Tree Investments	108,537.00	0.00%	12/16/2022	3/25/2022	1.82%	77	109,160.70
Commerical Paper (06369MMT7)	Red Tree Investments	108,372.00	0.00%	12/27/2022	6/30/2022	3.00%	88	109,026.28
Commerical Paper (89119BND4)	Red Tree Investments	98,524.28	0.00%	1/13/2023	4/25/2022	0.17%	105	98,947.00
Commerical Paper (85324UPN7)	Red Tree Investments	107,993.05	0.00%	2/22/2023	5/31/2022	2.51%	145	108,252.98
Commerical Paper (13608BQD9)	Red Tree Investments	107,310.50	0.00%	3/13/2023	6/16/2022	3.34%	164	107,937.83
Commerical Paper (62479MQL0)	Red Tree Investments	107,431.62	0.00%	3/20/2023	6/27/2022	3.24%	171	107,779.32
Commerical Paper (63873KRQ2)	Red Tree Investments	107,082.10	0.00%	4/24/2023	7/29/2022	3.65%	206	107,212.16
Money Market (USBMMF)	Red Tree Investments	68,338.70	0.01%	9/30/2022	9/29/2022	2.83%	-	68,338.70
Money Market	Star Ohio General Fund	3,797,778.13	0.15%	9/30/2022	9/29/2022	0.15%	-	3,825,854.05
Money Market	Star Ohio Bond Retirement	131,914.50	0.15%	9/30/2022	9/29/2022	0.15%	-	132,889.70
Money Market	Star Ohio Capital Projects	514,570.63	0.15%	9/30/2022	9/29/2022	0.15%	-	518,374.69
Money Market	Star Ohio Dominos Scholarship	8,318.59	0.15%	9/30/2022	9/29/2022	0.15%	-	8,380.10
Money Market	Star Ohio Expendable Trust Scholarships	16,155.26	0.15%	9/30/2022	9/29/2022	0.15%	-	16,274.70
Money Market	Star Ohio Nonexpendable Trust Scholarships	14,656.14	0.15%	9/30/2022	9/29/2022	0.15%	-	14,764.49
Money Market	Star Ohio Audrey Aileen Kite Scholarship	142,747.00	0.15%	9/30/2022	9/29/2022	0.15%	-	143,802.28
MMAX (1041010751)	Huntington National Bank	99,439.02	0.02%	9/30/2022	9/29/2022	0.02%	-	99,697.19
MMAX (1041007845)	Huntington National Bank	4,329,104.09	0.02%	9/30/2022	9/29/2022	0.02%	-	4,340,343.42
Money Market (HCS-020103)	Huntington National Bank	331,308.06	0.03%	9/30/2022	9/29/2022	0.03%	-	337,011.06
Commercial Paper	Huntington National Bank	10,506,360.14	0.00%	various	various	0.00%	-	10,505,802.26
Certificates of Deposit	Huntington National Bank	1,750,000.00	various	various	various	various	-	1,680,235.00
FHLB Bond (3130ALRR7)	Huntington National Bank	1,000,000.00	1.00%	1/15/2026	10/28/2021	1.00%	1,203	892,630.00
FHLB Consolidated Bond (3130APHG3)	Huntington National Bank	998,846.85	0.61%	9/26/2024	10/26/2021	0.61%	727	925,470.00
FHLB Consolidated Bond (3130APJZ9)	Huntington National Bank	1,000,000.00	1.20%	10/28/2026	10/28/2021	1.20%	1,489	878,990.00
FHLB Consolidated Bond (3130APKH7)	Huntington National Bank	1,000,000.00	0.70%	10/28/2024	10/28/2021	0.70%	759	924,080.00

Lebanon City School District
Interest Income for Month Ending September 30, 2022

Fund Name	Fund Number	Fund Balance	% of Total Fund Balance	Interest to be Allocated	Interest to Post
General Fund	001	\$ 34,084,553.82	94.58%	\$ 9,365.37	\$ 8,857.92
Lebanon Athletics Facilities PI	003-9008	\$ 44,806.16	0.12%	\$ 9,365.37	\$ 11.64
Construction Fund	004-9000	\$ 44,894.41	0.12%	\$ 9,365.37	\$ 11.67
Food Service Fund	006	\$ 561,363.56	1.56%	\$ 9,365.37	\$ 145.89
Peoples Friends of Academics	008-9002	\$ 100,068.99	0.28%	\$ 9,365.37	\$ 26.01
Classroom Facilities Maint. Fund	034-0000	\$ 1,100,525.42	3.05%	\$ 9,365.37	\$ 286.01
St. Francis Fund	401-9023	\$ 17,213.45	0.05%	\$ 9,365.37	\$ 4.47
LUMK Fund	401-9123	\$ 4,237.70	0.01%	\$ 9,365.37	\$ 1.10
Lebanon Christian Fund	401-9223	\$ 79,524.18	0.22%	\$ 9,365.37	\$ 20.67
		<u>\$ 36,037,187.69</u>	<u>100.00%</u>		<u>\$ 9,365.38</u>
Classroom Facilities LFI Share	004-9003	\$ -	0.00%	\$ 9,350.46	\$ -
Classroom Facilities Fund State Share	010-9900	\$ -	0.00%	\$ 9,350.46	\$ -
Classroom Facilities Fund Local Share	010-9901	\$ 718,035.06	100.00%	\$ 9,350.46	\$ 9,350.46
		<u>\$ 718,035.06</u>	<u>100.00%</u>		<u>\$ 9,350.46</u>
Expendable Trust Accounts					
Administration Scholarship	007-9003	\$ 1,064.25	5.04%	\$ 33.85	\$ 1.70
Dennis Jeffery Scholarship	007-9006	\$ 454.26	2.15%	\$ 33.85	\$ 0.73
Jarod Bennett Scholarship	007-9009	\$ 510.21	2.41%	\$ 33.85	\$ 0.82
Donald L. Palmer Scholarship	007-9013	\$ 7,935.30	37.55%	\$ 33.85	\$ 12.71
Diversity/Achievement Scholarship	007-9017	\$ 115.24	0.55%	\$ 33.85	\$ 0.17
Gloria Taylor Memorial Scholarship	007-9019	\$ 10,850.91	51.34%	\$ 33.85	\$ 17.38
Molly McCool Scholarship	007-9100	\$ 203.19	0.96%	\$ 33.85	\$ 0.33
		<u>\$ 21,133.36</u>	<u>100.00%</u>		<u>\$ 33.84</u>
Non-Expendable Trust Accounts					
Michael Rourke Scholarship	008-9001	\$ 3,362.35	32.19%	\$ 30.71	\$ 9.89
Ron Lefebber Scholarship	008-9004	\$ 7,082.85	67.81%	\$ 30.71	\$ 20.82
		<u>\$ 10,445.20</u>	<u>100.00%</u>		<u>\$ 30.71</u>
Bond Retirement Fund	002	\$ 11,276,258.75			\$ 276.37
PI Fund	003-9099	\$ 1,795,755.60			\$ 1,078.07
Audrey Aileen Kite Scholarship	007-9007	\$ 138,516.54			\$ 299.07
Dominos/Satchell Scholarship	007-9101	\$ 7,863.55			\$ 17.43
Louisa Wright Scholarship	008-0000	\$ 15,117.70			\$ 36.40
		<u>\$ 50,020,313.45</u>			<u>\$ 1,707.34</u>
Grand Total Interest					<u>\$ 20,487.73</u>